Viga 550, 570
COTA: 560

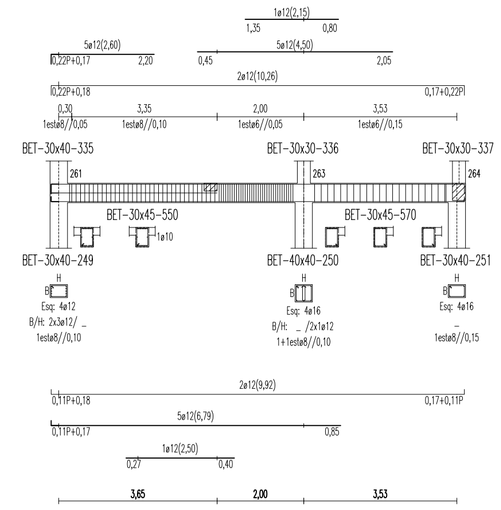

Viga 584, 583
COTA: 560

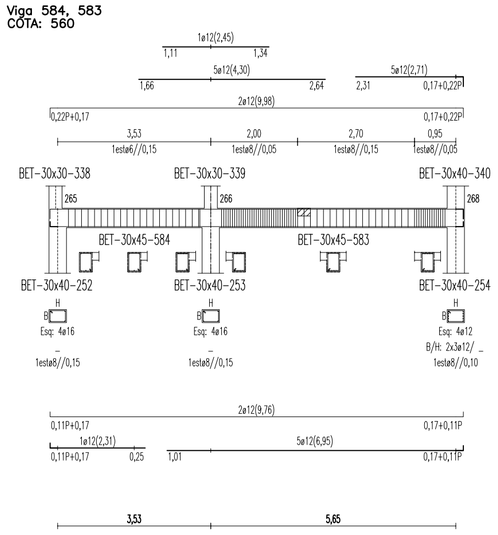

Viga 580, 579, 578, 577, 576, 575
COTA: 560

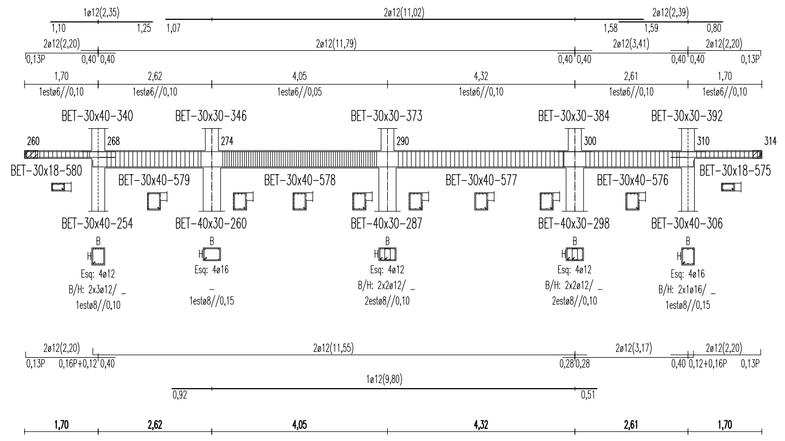

Viga 585, 586, 588, 589
COTA: 560

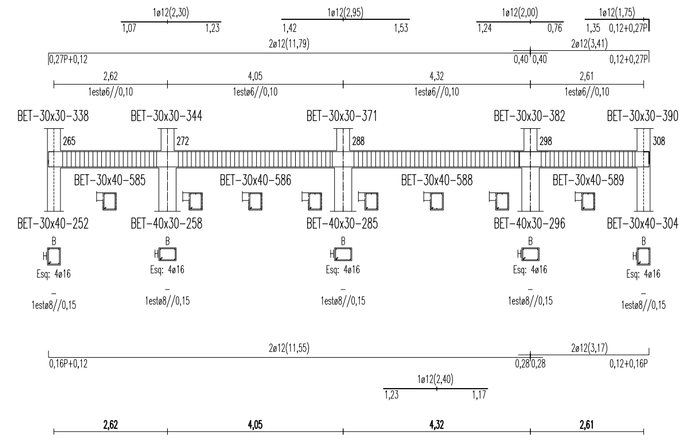

Viga 569, 568, 566, 565
COTA: 560

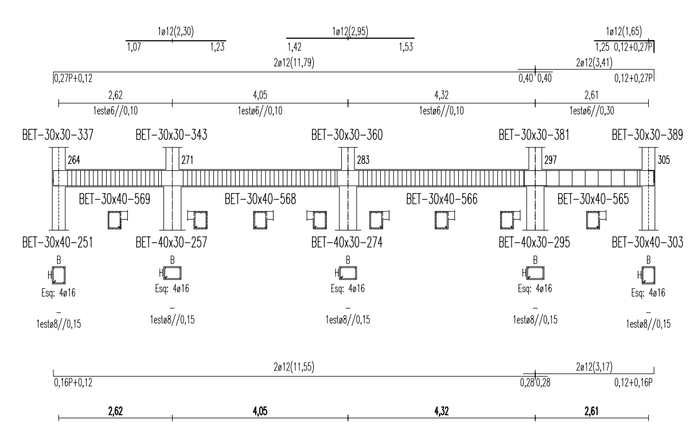

Viga 556, 557, 558, 559, 560, 561
COTA: 560

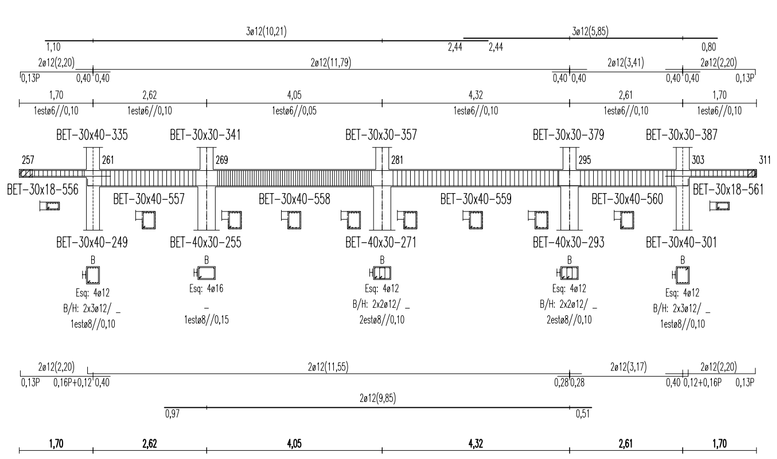

Viga 563
COTA: 560

Viga 572
COTA: 560

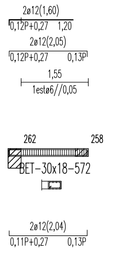

Viga 573
COTA: 560

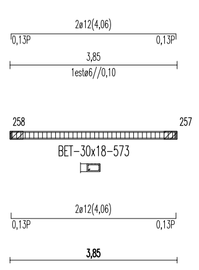

Viga 581
COTA: 560

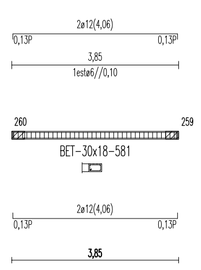

Viga 582
COTA: 560

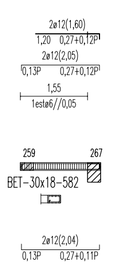

Viga 591
COTA: 560

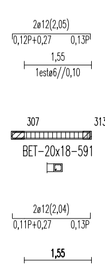

Viga 596, 597
COTA: 840

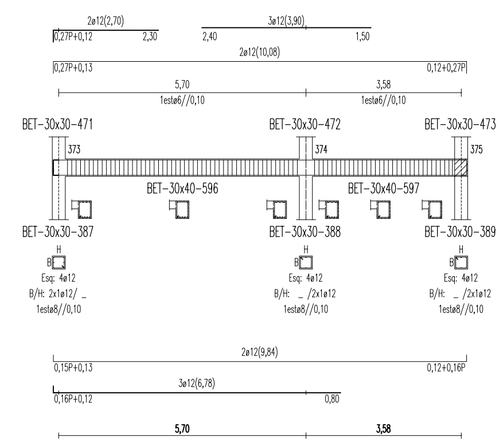

Viga 605, 606
COTA: 840

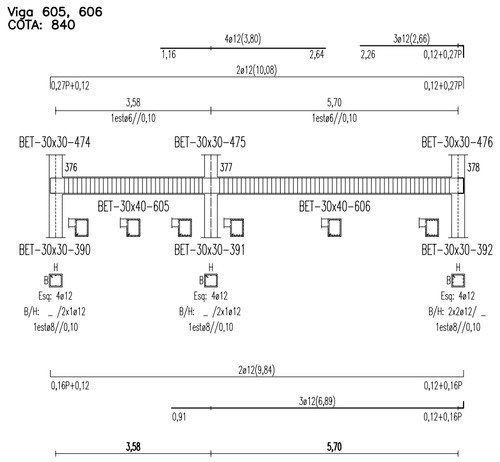

Viga 604, 603
COTA: 840

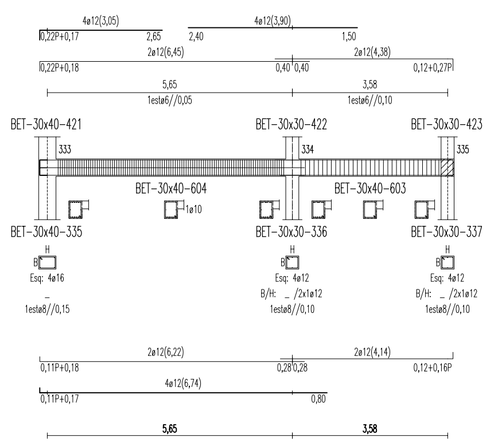

Viga 611,612
COTA: 840

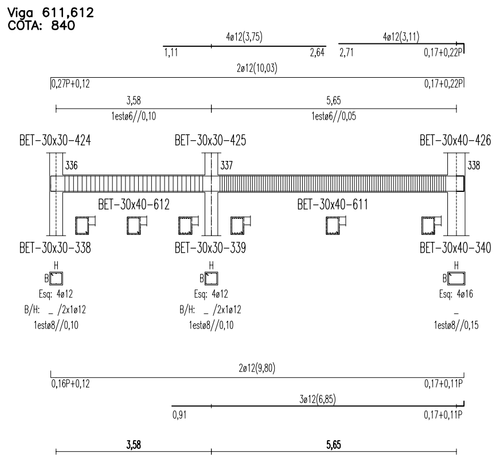

Viga 610, 609, 608, 607
COTA: 840

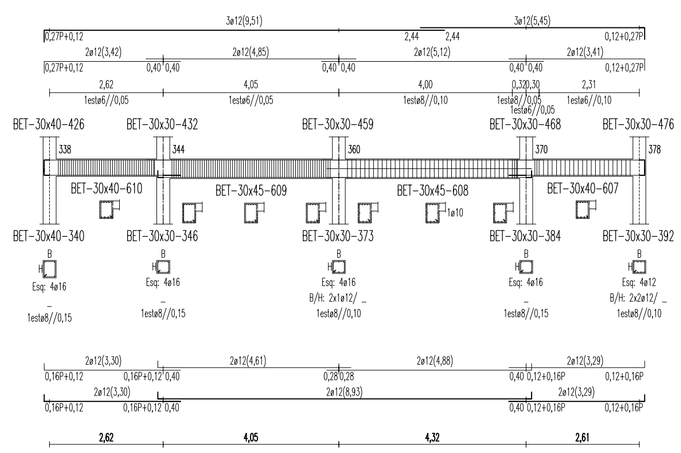

Viga 613, 614, 616, 617
COTA: 840

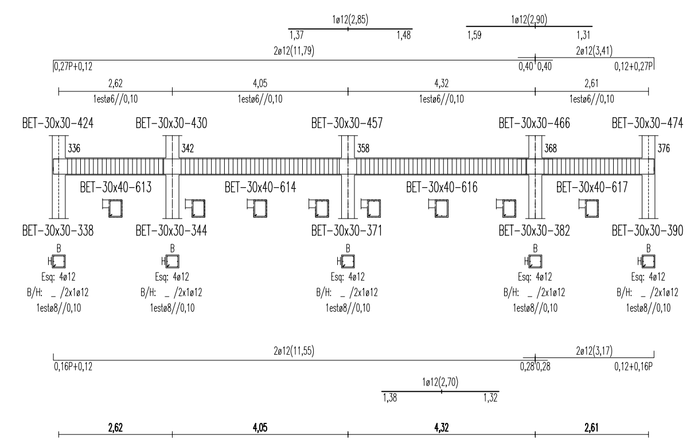

Viga 602, 601, 599, 598
COTA: 840

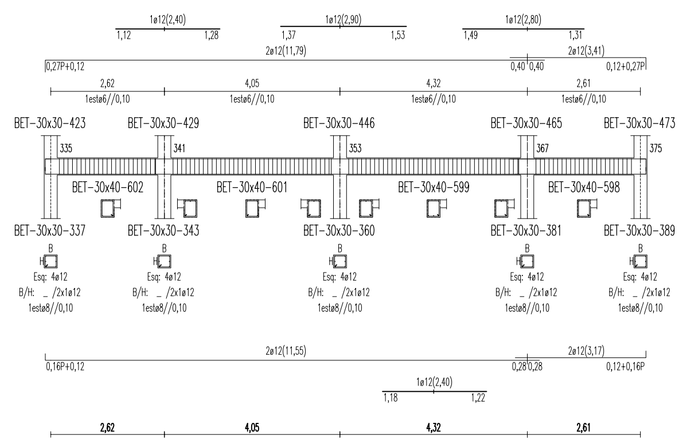

Viga 592, 593, 594, 595
COTA: 840

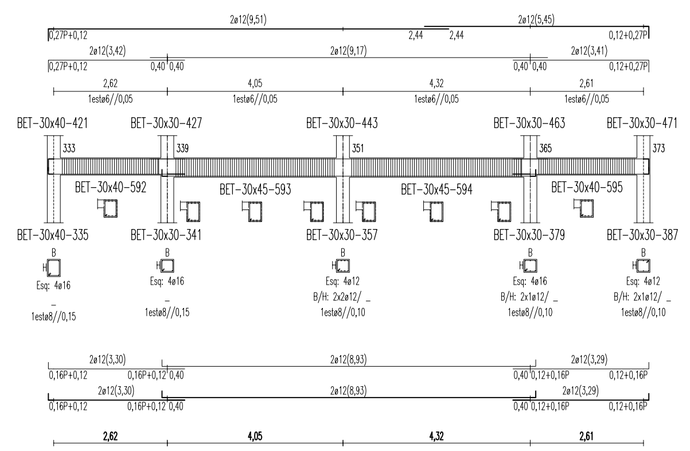

LEGENDA
Si – Sapata i
Pi – Pilar i
Lfi – Lintel de Fundação i
i – Viga e Viga de Laje i

MATERIAIS
–Aços:
Armaduras Ordinárias : A500NR
–Aço Estrutural: S 275
–Betão (C30/37):
Fundações
Linteis de Fundação
Muros de Cave
Pilares, Vigas, Lajes
–Argamassas
Assentamentos de Tijolo Furado
em Plano de Alvenaria:
400kg de areia /1000 l de cimento
–Recobrimentos:

Pilares, Vigas, Lajes	2,5 cm
Muros de Cave	5,0 cm
Linteis de Fundação	5,0 cm

NOTA:
A cota zero (0,00) está ao nível do piso Zero.
Na implantação dos elementos estruturais dever–se–à ter em conta os elementos arquitectónicos.

Data: 10/2016	Arquivo: Tese	Finalidade: Universidade da Beira Interior Projeto de Estabilidade de um Edifício	Entidade: Eng. Civil Catarina Veiga
Escalas: 1/100	Designação: Tipos Vigas		Desenho nº 06
DEPARTAMENTO DE ENG. CIVIL E ARQUITECTURA			Substitui nº
			Substituido por nº