


**REGISTRATION AND DATA DOWNLOAD  
AT  
SEGAL WEBSITE**



**<http://segal.ubi.pt>**

Follow the next steps in order to register and download data at SEGALweb:

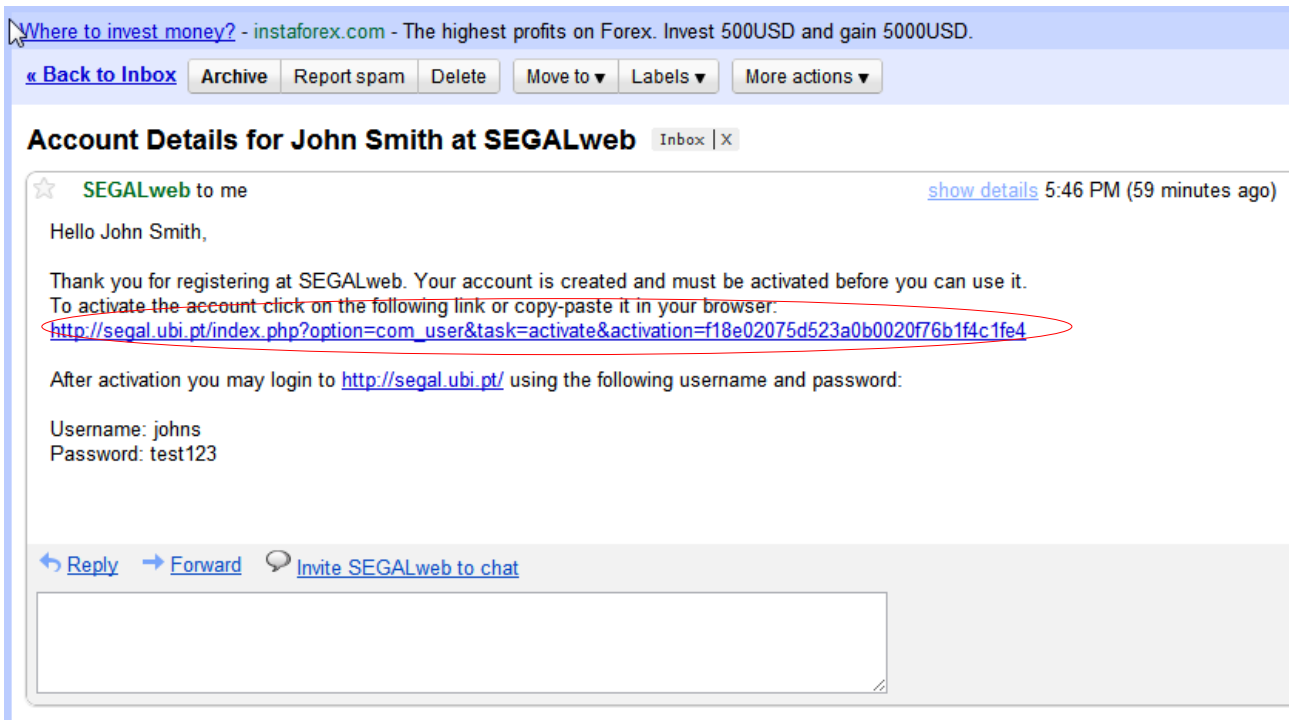
**1<sup>st</sup> Step:** In the *Login* menu click on *Create an account*;

## Registration

Name:	<input type="text" value="John Smith"/>
	*
Username:	<input type="text" value="johns"/>
	*
E-mail:	<input type="text" value="john.smith.segal@gmail.com"/>
	*
Password:	<input type="password" value="....."/>
	*
Verify Password:	<input type="password" value="....."/>
	*

Fields marked with an asterisk (\*) are required.

**2<sup>nd</sup> Step:** Fill out the registration form and click on *Register*;



**3<sup>rd</sup> Step:** Go to the inbox of the mail you've registered and click on the activation link;  
**WARNING:** depending on your mail server, the activation mail can be sent to the *spam box*.

### Activation Complete!

Your Account has been successfully activated. You can now log in using the username and password you chose during the registration.

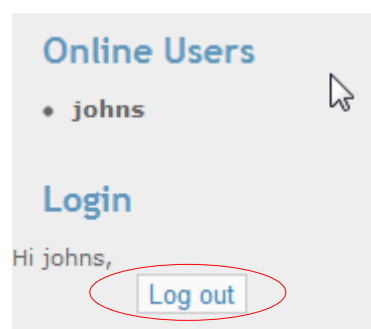
**Login**

Username  
johns

Password  
.....

Remember Me

**4<sup>th</sup> Step:** Now you can login into your SEGALweb account, using the username and password you've chosen;



**Information:** You can logout at any time by clicking on *Log out*. As you can see, when logged-in your username appears in the *Online Users* list.

**Go to**

- Home
- News
- Members
- Projects
- Publications
- Collaborations

**User Menu**

- Your Details
- Logout

### Edit Your Details

Username: johns

Your Name: John Smith

E-mail: john.smith.segal@gmail.com

Password:

Verify Password:

Front-end Language: - Select Language -

Time Zone: (UTC 00:00) Western Europe Time, London, Lisbon, Casat

[Save](#)

[Get in Touch](#)

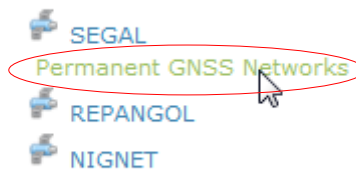
**Information:** Your account details can be edited in *Your Details* section.

## Facility



**5<sup>th</sup> Step:** Go to *Facility* menu and click on *SEGAL*;

## Facility



**6<sup>th</sup> Step:** Then select *Permenant GNSS Networks* option;

## SEGAL permanent GNSS Networks



## Facility

- SEGAL
- Permanent GNSS Networks
- REPANGOL
- NIGNET

## RINEX Repository

- RINEX
  - + 2010
  - 2011
    - 001
      - NIAM0010.11D.Z
      - SVC0010.11D.Z
      - VACS0010.11D.Z
    - + 002
    - + 003
    - + 004
    - + 005

**7<sup>th</sup> Step:** The Stations Map and RINEX Repository will appear, allowing you to download and visualise data.