

# Concepts for the Development of Person-Centered, Digitally Enabled, Artificial Intelligence–Assisted ARIA Care Pathways (ARIA 2024)



Jean Bousquet, MD<sup>a,b,c</sup>, Holger J. Schünemann, MD<sup>b,d,e</sup>, Bernardo Sousa-Pinto, MD<sup>f,g</sup>, Torsten Zuberbier, MD<sup>a,b,d</sup>, Alkis Togias, MD<sup>h</sup>, Boleslaw Samolinski, MD<sup>i</sup>, Anna Bedbrook, BSc<sup>c</sup>, Wienczyslawa Czarlewski, MD<sup>c,j</sup>, Martin Hofmann-Apitius, PhD<sup>k</sup>, Justyna Litynska, MSc<sup>l,m</sup>, Rafael José Vieira, MD<sup>f,g</sup>, Josep M. Anto, MD<sup>n,o,p</sup>, Joao A. Fonseca, MD<sup>f,g</sup>, Jan Brozek, MD<sup>d</sup>, Antonio Bognanni, MD<sup>q</sup>, Luisa Brussino, PhD<sup>r,s</sup>, G. Walter Canonica, MD<sup>t,u</sup>, Ivan Cherez-Ojeda, MD<sup>v,w</sup>, Alvaro A. Cruz, MD<sup>x</sup>, Leticia de las Vecillas, MD<sup>y</sup>, Mark Dykewicz, MD<sup>z</sup>, Bilun Gemicioglu, MD<sup>aa</sup>, Mattia Giovannini, MD<sup>bb,cc</sup>, Tari Haahtela, MD<sup>dd</sup>, Marc Jacobs, PhD<sup>k</sup>, Cristina Jacomelli, MSc<sup>ee</sup>, Ludger Klimek, MD<sup>ff,gg</sup>, Violeta Kvedariene, MD<sup>hh,ii</sup>, Desiree E. Larenas-Linnemann, MD<sup>jj</sup>, Gilles Louis, PhD<sup>kk</sup>, Olga Lourenço, PhD<sup>ll</sup>, Lucas Leemann, PhD<sup>mm</sup>, Mario Morais-Almeida, MD<sup>nn</sup>, Ana Luisa Neves, MD<sup>oo</sup>, Kari C. Nadeau, MD<sup>pp</sup>, Artur Nowak, MSc<sup>l,m</sup>, Yuliia Palamarchuk, PhD<sup>qq</sup>, Susanna Palkonen, PhD<sup>rr</sup>, Nikolaos G. Papadopoulos, MD<sup>ss</sup>, Elena Parmelli, PhD<sup>t,u</sup>, Ana Margarida Pereira, MD<sup>f,tt,uu</sup>, Oliver Pfaar, MD<sup>vv</sup>, Frederico S. Regateiro, MD<sup>ww,xx,yy,bbb</sup>, Marine Savouré, PhD<sup>zz</sup>, Luis Taborda-Barata, MD<sup>aaa,bbb</sup>, Sanna K. Toppila-Salmi, MD<sup>ccc,ddd</sup>, Maria J. Torres, MD<sup>eee</sup>, Arunas Valiulis, MD<sup>fff,ggg</sup>, Maria Teresa Ventura, MD<sup>hhh,iii</sup>, Sian Williams, PhD<sup>jjj</sup>, Juan J. Yepes-Nuñez, MD<sup>kkk,lll</sup>, Arzu Yorgancioglu, MD<sup>mmm</sup>, Luo Zhang, MD<sup>nnn</sup>, Jaron Zuberbier, MD<sup>ooo</sup>, Amir Hamzah Abdul Latiff, MD<sup>ppp</sup>, Baharudin Abdullah, MD<sup>qqq</sup>, Ioana Agache, MD<sup>rrr</sup>, Mona Al-Ahmad, MD<sup>sss</sup>, Maryam Ali Al-Nesf, MD<sup>ttt</sup>, Nada A. Al Shaikh, MD<sup>uuu</sup>, Rita Amaral, PhD<sup>f,g,vvv,www</sup>, Ignacio J. Ansotegui, MD<sup>xxx</sup>, Julijana Asllani, MD<sup>yyy</sup>, Maria Cristina Balotro-Torres, MD<sup>zzz</sup>, Karl-Christian Bergmann, MD<sup>a,b</sup>, Jonathan A. Bernstein, MD<sup>aaaa</sup>, Carsten Bindslev-Jensen, MD<sup>bbbb</sup>, Michael S. Blaiss, MD<sup>cccc</sup>, Cristina Bonaglia, PhD<sup>dddd</sup>, Matteo Bonini, PhD<sup>eeee,fff,gggg</sup>, Isabelle Bossé, PhD<sup>hhhh</sup>, Fulvio Braido, PhD<sup>iiii,jjjj</sup>, Fernan Caballero-Fonseca, MD<sup>kkkk</sup>, Paulo Camargos, MD<sup>llll</sup>, Pedro Carreiro-Martins, MD<sup>mmmm,nnnn</sup>, Thomas Casale, MD<sup>oooo</sup>, José-Antonio Castillo-Vizuete, MD<sup>pppp,qqqq</sup>, Lorenzo Cecchi, MD<sup>rrrr</sup>, Maria do Ceu Teixeira, MD<sup>ssss,tttt</sup>, Yoon-Seok Chang, MD<sup>uuuu</sup>, Claudia Chaves Loureiro, MD<sup>vvvv,wwww</sup>, George Christoff, PhD<sup>xxxx</sup>, Giorgio Ciprandi, MD<sup>yyyy</sup>, Ieva Cirule, MD<sup>zzzz</sup>, Jaime Correia-de-Sousa, MD<sup>aaaaa</sup>, Elisio M. Costa, PhD<sup>bbbbb</sup>, Biljana Cvetkovski, PhD<sup>ccccc</sup>, Govert de Vries, PhD<sup>ddddd</sup>, Stefano Del Giacco, MD<sup>eeeee</sup>, Philippe Devillier, MD<sup>ffffff</sup>, Dejan Dokic, MD<sup>ggggg</sup>, Habib Douagui, MD<sup>hhhhh</sup>, Stephen R. Durham, MD<sup>iiiiii</sup>

<sup>a</sup>Institute of Allergology, Charité—Universitätsmedizin Berlin, Corporate Member of Freie Universität Berlin and Humboldt-Universität zu Berlin, Berlin, Germany

<sup>b</sup>Fraunhofer Institute for Translational Medicine and Pharmacology ITMP, Immunology and Allergology, Berlin, Germany

<sup>c</sup>ARIA, Montpellier, France

<sup>d</sup>Department of Health Research Methods, Evidence, and Impact & Department of Medicine, McMaster University, Hamilton, ON, Canada

<sup>e</sup>Department of Biomedical Science, Humanitas University, Pieve Emanuele, Milan, Italy

<sup>f</sup>MEDCIDS—Department of Community Medicine, Information and Health Decision Sciences, Faculty of Medicine, University of Porto, Porto, Portugal

<sup>g</sup>CINTESIS@RISE—Health Research Network, Faculty of Medicine, University of Porto, Porto, Portugal

<sup>h</sup>Division of Allergy, Immunology, and Transplantation (DAIT), National Institute of Allergy and Infectious Diseases, NIH, Bethesda, Md

<sup>i</sup>Department of Prevention of Environmental Hazards, Allergology and Immunology, Medical University of Warsaw, Warsaw, Poland

<sup>j</sup>Medical Consulting Czarlewski, Levallois, France

<sup>k</sup>Department of Bioinformatics, Fraunhofer Institute for Algorithms and Scientific Computing (SCAD), Bonn, Germany

<sup>l</sup>Evidence Prime, Krakow, Poland

<sup>m</sup>Gynecological and Obstetrician Polyclinic, District Hospital, Białystok, Poland

<sup>n</sup>ISGlobal, Barcelona Institute for Global Health, Barcelona, Spain

<sup>o</sup>Department of Experimental Sciences, Universitat Pompeu Fabra (UPF), Barcelona, Spain

<sup>p</sup>Department of Epidemiology & Public Health, CIBER Epidemiología y Salud Pública (CIBERESP), Barcelona, Spain

<sup>q</sup>Department of Health Research Methods, Evidence, and Impact & Department of Medicine, Evidence in Allergy group, McMaster University, Hamilton, ON, Canada

<sup>r</sup>Department of Medical Sciences, University of Torino, Torino, Italy

<sup>s</sup>Allergy and Clinical Immunology Unit, Mauriziano Hospital, Torino, Italy

<sup>t</sup>Department of Biomedical Sciences, Humanitas University, Pieve Emanuele, Milan, Italy

<sup>u</sup>Asthma & Allergy Unit, IRCCS Humanitas Research Hospital, Rozzano, Milan, Italy

<sup>v</sup>Research Center 'Respiralab', Universidad Espíritu Santo, Samborondón, Ecuador

<sup>w</sup>Department of Allergology & Pulmonology, Respiralab Research Group, Guayaquil, Guayas, Ecuador

<sup>x</sup>Fundação ProAR, Federal University of Bahia and GARD/WHO Planning Group, Salvador, Bahia, Brazil

<sup>y</sup>Department of Allergy, Hospital La Paz Institute for Health Research (IdiPAZ), Madrid, Spain

<sup>z</sup>Section of Allergy and Immunology, Saint Louis University School of Medicine, Saint Louis, Mo

<sup>aa</sup>Department of Pulmonary Diseases, and Institute of Pulmonology & Tuberculosis, Istanbul University-Cerrahpaşa, Cerrahpaşa Faculty of Medicine, Istanbul, Turkey

<sup>bb</sup>Department of Health Sciences, University of Florence, Florence, Italy

<sup>cc</sup>Allergy Unit, Meyer Children's Hospital IRCCS, Florence, Italy

Maria Lourdes Enciclla, MD<sup>jjjjj</sup>, Alessandro Fiocchi, MD<sup>kkkkk</sup>, Wytse J. Fokkens, MD<sup>lllll</sup>, Jean-François Fontaine, MD<sup>mmmmm</sup>, Radoslaw Gawlik, MD<sup>nnnnn</sup>, Jose E. Gereda, MD<sup>ooooo</sup>, Sara Gil-Mata, MD<sup>f.g</sup>, Antonio F.M. Giuliano, PhD<sup>ppppp</sup>, Maia Gotua, MD<sup>qqqqq</sup>, Brigita Gradauskiene, MD<sup>rrrrr</sup>, Maria Antonieta Guzman, MD<sup>sssss</sup>, Elham Hossny, MD<sup>ttttt</sup>, Martin Hrubisko, MD<sup>uuuuu</sup>, Tomohisa Iinuma, MD<sup>vvvvv</sup>, Carla Irani, MD<sup>wwwww</sup>, Zhanat Ispayeva, MD<sup>xxxxx</sup>, Juan Carlos Ivancevich, MD<sup>yyyyy</sup>, Tuomas Jartti, MD<sup>zzzzz,aaaaa</sup>, Miloš Jeseňák, MD<sup>bbbbbb,ccccc</sup>, Kaja Julge, MD<sup>ddddd</sup>, Marek Jutel, MD<sup>eeeeee,fffff</sup>, Igor Kaidashev, MD<sup>gggggg</sup>, Kazi S. Bennoor, MD<sup>hhhhh</sup>, Nicolai Khaltaev, MD<sup>iiiiii</sup>, Bruce Kirenga, MD<sup>jjjjj</sup>, Helga Kraxner, MD<sup>kkkkk</sup>, Inger Kull, PhD<sup>lllll,mmmmm</sup>, Marek Kulus, MD<sup>nnnnn</sup>, Piotr Kuna, MD<sup>ooooo</sup>, Maciej Kupczyk, MD<sup>ooooo</sup>, Andriy Kurchenko, MD<sup>ppppp</sup>, Stefania La Grutta, MD<sup>qqqqq</sup>, Stephen Lane, MD<sup>rrrrr,sssss</sup>, Neven Miculinic, MD<sup>ttttt</sup>, Sang Min Lee, MD<sup>uuuuu</sup>, Lan Le Thi Tuyet, MD<sup>vvvvv</sup>, Battur Lkhagvaa, MD<sup>wwwww</sup>, Renaud Louis, MD<sup>xxxxx,yyyyy</sup>, Bassam Mahboub, MD<sup>zzzzz,aaaaa</sup>, Mika Makela, MD<sup>dd</sup>, Michael Makris, MD<sup>bbbbbb</sup>, Marcus Maurer, MD<sup>a,b</sup>, Eric Melén, MD<sup>lllll,mmmmm</sup>, Branislava Milenkovic, MD<sup>ccccc</sup>, Yousser Mohammad, MD<sup>ddddd,eeeeee</sup>, Marcin Moniuszko, MD<sup>fffff</sup>, Stephen Montefort, MD<sup>gggggg</sup>, Andre Moreira, MD<sup>hhhhh,iiiiii,jjjjj</sup>, Pablo Moreno, MD<sup>kkkkk</sup>, Joaquim Mullol, MD<sup>lllll,mmmmm</sup>, Rachel Nadif, PhD<sup>nnnnn,ooooo</sup>, Alla Nakonechna, MD<sup>ppppp,qqqqq</sup>, Cecilia Gretchen Navarro-Locsin, MD<sup>rrrrr,sssss</sup>, Hugo E. Neffen, MD<sup>ttttt</sup>, Kristof Nekam, MD<sup>uuuuu</sup>, Marek Niedozytko, MD<sup>vvvvv</sup>, Elizabete Nunes, MD<sup>wwwww</sup>, Dieudonné Nyembue, MD<sup>xxxxx</sup>, Robyn O’Hehir, MD<sup>yyyyy</sup>, Markus Ollert, MD<sup>zzzzz,aaaaa</sup>, Ken Ohta, MD<sup>bbbbbb</sup>, Yoshitaka Okamoto, MD<sup>ccccc,ddddd</sup>, Kimihiro Okubo, MD<sup>eeeeee</sup>, Heidi Olze, MD<sup>ooo</sup>, Mahesh Anand Padukudru, MD<sup>fffff</sup>, Oscar Palomares, PhD<sup>gggggg</sup>, Isabella Pali-Schöll, MD<sup>hhhhh,iiiiii</sup>, Petr Panzner, MD<sup>jjjjj</sup>, Kati Palosuo, MD<sup>kkkkk</sup>, Hae S. Park, MD<sup>lllll</sup>, Giovanni Passalacqua, MD<sup>mmmmm</sup>, Vincenzo Patella, MD<sup>nnnnn,ooooo,ppppp</sup>, Ruby Pawankar, MD<sup>qqqqq</sup>, Benoît Pétré, MD<sup>kk</sup>, Constantinos Pitsios, MD<sup>rrrrr</sup>, Davor Plavec, MD<sup>sssss,ttttt</sup>, Todor A. Popov, MD<sup>uuuuu</sup>, Francesca Puggioni, MD<sup>vvvvv</sup>, Santiago Quirce, MD<sup>y</sup>, Filip Raciborski, MD<sup>i</sup>, Agné Ramonaitė, MD<sup>wwwww,xxxxx</sup>, Marysia Recto, MD<sup>yyyyy</sup>, Susana Repka-Ramirez, MD<sup>zzzzz</sup>, Graham Roberts, MD<sup>aaaaa,bbbbbb,ccccc</sup>, Karla Robles-Velasco, MD<sup>v,w</sup>, Nicolas Roche, MD<sup>ddddd,eeeeee,fffff</sup>, Monica Rodriguez-Gonzalez, MD<sup>ggggg</sup>, Joel A. Romualdez, MD<sup>hhhhh</sup>, Menachem Rottem, MD<sup>iiiiii,jjjjj</sup>, Philip W. Rouadi, MD<sup>kkkkk,lllll</sup>, Marianella Salapatas, MD<sup>mmmmm</sup>, Joaquin Sastre, MD<sup>nnnnn</sup>, Faradiba S. Serpa, MD<sup>ooooo</sup>, Zineb Sayah, MD<sup>ppppp</sup>, Nicola Scichilone, MD<sup>qqqqq</sup>, Gianenrico Senna, MD<sup>rrrrr</sup>, Juan Carlos Sisul, MD<sup>sssss</sup>, Dirceu Solé, MD<sup>ttttt</sup>, Manuel E. Soto-Martinez, MD<sup>uuuuu</sup>, Milan Sova, MD<sup>vvvvv</sup>, Olga Sozinova, PhD<sup>wwwww</sup>, Katarina Stevanovic, PhD<sup>a,b</sup>, Charlotte Suppli Ulrik, MD<sup>xxxxx,yyyyy</sup>, Anna Szylling, MD<sup>j</sup>, Frances M. Tan, MD<sup>zzzzz</sup>, Pongsakorn Tantilipikorn, MD<sup>aaaaa</sup>, Ana Todo-Bom, MD<sup>bbbbbb</sup>, Vesna Tomic-Spiric, MD<sup>ccccc,ddddd</sup>, Vladislav Tsaryk, MD<sup>ppppp</sup>, Ioanna Tsiligianni, PhD<sup>eeeeee,fffff</sup>, Marilyn Urrutia-Pereira, MD<sup>ggggg</sup>,

<sup>dd</sup>Skin and Allergy Hospital, Helsinki University Hospital, and University of Helsinki, Helsinki, Finland  
<sup>ee</sup>“Respiriamo Insieme” Association, Asthma & Allergy Center, Padova, Italy  
<sup>ff</sup>Department of Otolaryngology, Head & Neck Surgery, Universitätsmedizin Mainz, Mainz, Germany  
<sup>gg</sup>Center for Rhinology and Allergology, Allergology & Rhinology Department, Wiesbaden, Germany  
<sup>hh</sup>Institute of Clinical Medicine, Clinic of Chest Diseases and Allergology, Faculty of Medicine, Vilnius University, Vilnius, Lithuania  
<sup>ii</sup>Institute of Biomedical Sciences, Department of Pathology, Faculty of Medicine, Vilnius University, Vilnius, Lithuania  
<sup>jj</sup>Center of Excellence in Asthma and Allergy, Médica Sur Clinical Foundation and Hospital, México City, Mexico  
<sup>kk</sup>Department of Public Health, University of Liège, Liège, Belgium  
<sup>ll</sup>Faculty of Health Sciences and CICS—UBI, Health Sciences Research Centre, University of Beira Interior, Covilhã, Portugal  
<sup>mm</sup>Department of Political Science, University of Zürich, Zürich, Switzerland  
<sup>nn</sup>Allergy Center, CUF Descobertas Hospital, Lisbon, Portugal  
<sup>oo</sup>Global Digital Health Unit, Department of Primary Care and Public Health, Imperial College, London, United Kingdom  
<sup>pp</sup>Department of Environmental Health, Harvard TH Chan School of Public Health and Department of Medicine, Division of Allergy and Inflammation, Beth Israel Deaconess Hospital, Boston, Mass  
<sup>qq</sup>Finnish Meteorological Institute (FMI), Atmospheric Composition Research, Helsinki, Finland

<sup>rr</sup>EFA European Federation of Allergy and Airways Diseases Patients’ Associations, Brussels, Belgium  
<sup>ss</sup>Allergy Department, 2nd Pediatric Clinic, University of Athens, Athens, Greece  
<sup>tt</sup>PaCeIT—Patient Centered Innovation and Technologies, Center for Health Technology and Services Research (CINTESIS), Faculty of Medicine, University of Porto, Porto, Portugal  
<sup>uu</sup>Allergy Unit, Instituto and Hospital CUF, Porto, Portugal  
<sup>vv</sup>Section of Rhinology and Allergy, Department of Otorhinolaryngology, Head and Neck Surgery, University Hospital Marburg, Philipps-Universität Marburg, Marburg, Germany  
<sup>ww</sup>Allergy and Clinical Immunology Unit, Centro Hospitalar e Universitário de Coimbra, Coimbra, Portugal  
<sup>xx</sup>Center for Innovative Biomedicine and Biotechnology (CIBB), Faculty of Medicine, University of Coimbra, Coimbra, Portugal  
<sup>yy</sup>Institute of Immunology, Faculty of Medicine, University of Coimbra, Coimbra, Portugal  
<sup>zz</sup>Université de Rennes, Inserm, EHESP, Irset (Institut de recherche en santé, environnement et travail)—UMR\_S 1085, Rennes, France  
<sup>aaa</sup>Department of Immunoallergology, Cova da Beira University Hospital Centre, Covilhã, Portugal  
<sup>bbb</sup>UBIAir—Clinical & Experimental Lung Centre and CICS-UBI Health Sciences Research Center, University of Beira Interior, Covilhã, Portugal  
<sup>ccc</sup>Department of Allergy, Skin and Allergy Hospital, Inflammation Center, Helsinki University Hospital and University of Helsinki, Helsinki, Finland

Marylin Valentin Rostan, MD<sup>hhhhhhhhhh</sup>, Mikhail Sofiev, PhD<sup>qq</sup>, Erkka Valovirta, MD<sup>iiiiiiiiii</sup>, Michiel Van Eerd, PhD<sup>dddd</sup>, Eric Van Ganse, MD<sup>jjjjjjjj</sup>, Tuula Vasankari, MD<sup>kkkkkkkkkk, llllllllll</sup>, Pakit Vichyanond, MD<sup>mmmmmmmmmm</sup>, Giovanni Viegi, MD<sup>nnnnnnnnnn</sup>, Dana Wallace, MD<sup>oooooooooo</sup>, De Yun Wang, MD<sup>pppppppppp</sup>, Susan Waserman, MSc<sup>qqqqqqqqqq</sup>, Gary Wong, MD<sup>rrrrrrrrrr</sup>, Margitta Worm, MD<sup>ssssssssss</sup>, Osman M. Yusuf, MD<sup>tttttttttt</sup>, Fares Zaitoun, MD<sup>uuuuuuuuuu</sup>, and Mihaela Zidarn, MD<sup>vvvvvvvvvv, wwwwwwwwwwww</sup>

Berlin, Bonn, Mainz, Wiesbaden, and Marburg, Germany; Montpellier, Levallois, Rennes, La Rochelle, Suresnes, Reims, Villejuif, Paris, and Lyon, France; Hamilton, ON, Canada; Torino, Milan, Florence, Padova, Bari, Rome, Genoa, Cagliari, Prato, Genova, Palermo, Salerno, Naples, Verona, Pisa, Italy; Brussels and Liège, Belgium; Braga, Coimbra, Covilhã, Lisbon, and Porto, Portugal; Bethesda, Md; Białystok, Białystok, Gdansk, Katowice, Krakow, Lodz, and Warsaw, Wrocław, Poland; Barcelona, Bilbao, Madrid, and Malaga, Spain; Guayas and Samborondón, Ecuador; Uruguaiana, Bahia, Belo Horizonte, Espírito Santo, and São Paulo, Brazil; Saint Louis, Mo; Istanbul, Turkey; Helsinki, Kuopio, Oulu, and Turku, Finland; Kaunas, Klaipeda, and Vilnius, Lithuania; México City, Mexico; Zürich, Switzerland; Isle of Wight, Liverpool, London, Sheffield, Southampton, Aberdeen and Edinburgh, United Kingdom; Boston, Mass; Bogotá, DC, Colombia; Beijing and Hong Kong, SAR, China; Kuala Lumpur, and Kubang Kerian, Kelantan, Malaysia; Brasov, Romania; Kuwait City and Salmiya, Kuwait; Doha, Qatar; Dammam, Saudi Arabia; Stockholm and Uppsala, Sweden; Tirana, Albania; Mandaluyong, Manila, and Quezon City, Philippines; Cincinnati, Ohio; Copenhagen and Odense, Denmark; Augusta, Ga; Caracas, Venezuela; Fort Lauderdale and Tampa, Fla; Praia, Cabo Verde; Seoul, Suwon, and Cheonan, Republic of Korea; Sofia, Bulgaria; Riga, Latvia; Sydney, NSW, and Melbourne, VIC, Australia; Amsterdam and Geldermalsen, the Netherlands; Skopje, Republic of Macedonia; Algiers, Algeria; Lima, Peru; Tbilisi, Georgia; Santiago, Chile; Cairo, Egypt; Bratislava, Slovakia; Chiba and Tokyo, Japan; Beirut and Lebanon; Almaty, Kazakhstan; Buenos Aires and Santa Fe, Argentina; Tartu, Estonia; Kyiv and Poltava, Ukraine; Dhaka, Bangladesh; Geneva, Switzerland; Kampala, Uganda; Budapest, Hungary; Dublin, Ireland; Zagreb and Osijek, Croatia; Hô-Chi-Minh City, Vietnam; Ulan Bator, Mongolia; Dubai and Sharjah, UAE; Athens and Heraklion, Greece; Belgrade, Serbia; Damascus and Latakia, Syria; Msida MSD, Malta; Maputo, Mozambique; Kinshasa, Democratic Republic of the Congo; Esch-sur-Alzette, Luxembourg; Karnataka, India; Vienna, Austria; Prague and Brno, Czech Republic; Nicosia, Cyprus; Asuncion and San Lorenzo, Paraguay; Afulaa nnd Haifa, Israel; Rabat, Morocco; San Jose, Costa Rica; Bangkok, Thailand; Belgrade, Serbia; Montevideo, Uruguay; Singapore, Republic of Singapore; Islamabad, Pakistan; and Ljubljana, Slovenia

**The traditional healthcare model is focused on diseases (medicine and natural science) and does not acknowledge patients' resources and abilities to be experts in their own lives based on their lived experiences. Improving healthcare safety, quality, and coordination, as well as quality of life, is an important aim in the care of patients with chronic conditions. Person-centered care needs to ensure that people's values and**

**preferences guide clinical decisions. This paper reviews current knowledge to develop (1) digital care pathways for rhinitis and asthma multimorbidity and (2) digitally enabled, person-centered care.<sup>1</sup> It combines all relevant research evidence, including the so-called real-world evidence, with the ultimate goal to develop digitally enabled, patient-centered care. The paper includes (1) Allergic Rhinitis and its Impact on Asthma**

<sup>ddd</sup>Department of Otorhinolaryngology, University of Eastern Finland and the North Savo Wellbeing Services County, Kuopio, Finland

<sup>eee</sup>Allergy Unit, Málaga Regional University Hospital of Málaga, Malaga University, ARADyAL, Malaga, Spain

<sup>fff</sup>Clinic of Children's Diseases, Institute of Clinical Medicine, Medical Faculty of Vilnius University, Vilnius, Lithuania

<sup>ggg</sup>Clinic of Asthma, Allergy, and Chronic Lung Diseases, Asthma & Allergy Department, Vilnius, Lithuania

<sup>hhh</sup>Allergy and Clinical Immunology, University of Bari Medical School, Bari, Italy

<sup>iii</sup>Institute of Sciences of Food Production, National Research Council (ISPA-CNR), Bari, Italy

<sup>jjj</sup>International Primary Care Respiratory Group IPCRG, Edinburgh, United Kingdom

<sup>kkk</sup>School of Medicine, Universidad de los Andes, Bogotá, DC, Colombia

<sup>lll</sup>Pulmonology Service, Internal Medicine Section, Fundación Santa Fe de Bogotá, University Hospital, Bogotá, DC, Colombia

<sup>mmm</sup>Department of Pulmonary Diseases, Celal Bayar University, Faculty of Medicine, Manisa, Turkey

<sup>nnn</sup>Department of Otolaryngology, Head and Neck Surgery, Beijing TongRen Hospital and Beijing Institute of Otolaryngology, Beijing, China

<sup>ooo</sup>Department of Otorhinolaryngology, Charité—Universitätsmedizin Berlin, Berlin, Germany

<sup>ppp</sup>Allergy & Immunology Centre, Pantai Hospital Kuala Lumpur, Kuala Lumpur, Malaysia

<sup>qqq</sup>Department of Otorhinolaryngology—Head and Neck Surgery, School of Medical Sciences, Universiti Sains Malaysia, Kubang Kerian, Kelantan, Malaysia

<sup>rrr</sup>Faculty of Medicine, Transylvania University, Brasov, Romania

<sup>sss</sup>Microbiology Department, College of Medicine, Kuwait University, Kuwait City, Kuwait

<sup>ttt</sup>Adult Allergy and Immunology Division—Hamad Medical Corporation, Doha, Qatar

<sup>uuu</sup>Otolaryngology Head & Neck Surgery Department, Mouwasat Hospital, Dammam, Saudi Arabia

<sup>vvv</sup>Department of Cardiovascular and Respiratory Sciences, Porto Health School, Polytechnic Institute of Porto, Porto, Portugal

<sup>www</sup>Department of Women's and Children's Health, Paediatric Research, Uppsala University, Uppsala, Sweden

<sup>xxx</sup>Department of Allergy and Immunology, Hospital Quironsalud Bizkaia, Bilbao, Spain

<sup>yyy</sup>Department of Internal Medicine, University of Medicine, Tirana, Albania

<sup>zzz</sup>Section of Allergy, Asthma and Immunology, University of Santo Tomas Hospital, Manila, Philippines

<sup>aaa</sup>Division of Immunology, Allergy and Rheumatology, Department of Medicine, University of Cincinnati College of Medicine, Cincinnati, Ohio

<sup>bbb</sup>Department of Dermatology and Allergy Center, Odense Research Centre for Anaphylaxis (ORCA), Odense University Hospital, Odense, Denmark

<sup>ccc</sup>Department of Pediatrics, Medical College of Georgia at Augusta University, Augusta, Ga

<sup>ddd</sup>Institute "Bona Sforza", University for Linguistic Mediators, Bari, Italy

Abbreviations used

AI- Artificial intelligence  
 AIRWAYS-ICPs- Integrated Care Pathways for Airway Diseases  
 AIT- Allergen immunotherapy  
 AR- Allergic rhinitis  
 ARIA- Allergic Rhinitis and its Impact on Asthma  
 CARAT- Control of Allergic Rhinitis and Asthma Test  
 CATALYSE- Climate Action To Advance HeaLthY Societies in Europe  
 CSMS- Combined symptom-medication score  
 DCP- Digital care pathway  
 DG- Directorate General  
 EAACI- European Academy of Allergy and Clinical Immunology  
 e-DASTHMA- Electronic daily control-medication score in asthma  
 EtD- Evidence-to-decision  
 EU- European Union  
 GARD- Global Alliance against chronic Respiratory Diseases  
 GRADE- Grading of Recommendations, Assessment, Development and Evaluation  
 HbA1c- Glycated hemoglobin  
 ICP- Integrated care pathway  
 LLM- Large language model  
 MACVIA- Contre les Maladies Chroniques pour un Vieillessement Actif  
 MASK- Mobile Airways Sentinel network  
 OECD- Organisation for Economic Co-operation and Development  
 PICO- Population, Interventions, Comparators, and Outcomes  
 RCT- Randomized controlled trial  
 RWE- Real-world evidence  
 SDM- Shared decision-making  
 TLR- Toll-like receptors  
 UCRAID- Ukrainian Citizen and refugee electronic support in Respiratory diseases, Allergy, Immunology and Dermatology  
 VAS- Visual analog scale  
 WHO- World Health Organization

**(ARIA), a 2-decade journey, (2) Grading of Recommendations, Assessment, Development and Evaluation (GRADE), the evidence-based model of guidelines in airway diseases, (3)**

**mHealth impact on airway diseases, (4) From guidelines to digital care pathways, (5) Embedding Planetary Health, (6) Novel classification of rhinitis and asthma, (7) Embedding real-life data with population-based studies, (8) The ARIA-EAACI (European Academy of Allergy and Clinical Immunology) strategy for the management of airway diseases using digital biomarkers, (9) Artificial intelligence, (10) The development of digitally enabled, ARIA person-centered care, and (11) The political agenda. The ultimate goal is to propose ARIA 2024 guidelines centered around the patient to make them more applicable and sustainable. © 2024 The Authors. Published by Elsevier Inc. on behalf of the American Academy of Allergy, Asthma & Immunology. This is an open access article under the CC BY license (<http://creativecommons.org/licenses/by/4.0/>). (J Allergy Clin Immunol Pract 2024;12:2648-68)**

**Key words:** ARIA; Artificial intelligence; Asthma; Evidence-based medicine; Person-centered care; Rhinitis; mHealth

Allergic rhinitis (AR), caused by IgE-mediated reactions to inhaled allergens, is one of the most common chronic conditions globally.<sup>1</sup> AR often occurs concomitantly with asthma and conjunctivitis. AR impairs quality of life; affects social life, school, and work; and is associated with substantial economic costs.<sup>1,2</sup>

The Allergic Rhinitis and its Impact on Asthma (ARIA) initiative classified AR into intermittent or persistent and mild or moderate/severe, as it proposed guidelines for AR and asthma multimorbidity.<sup>3</sup> Over the past 20 years, ARIA has evolved, with strong policymaker commitments, from the first multimorbidity guideline in respiratory diseases<sup>3</sup> to GRADE (Grading of Recommendations, Assessment, Development and Evaluation)<sup>4,5</sup> and next-generation guidelines enhancing the use of patient-centered data (person-centered care and real-world data) and chamber studies.<sup>6</sup>

Applying the GRADE methodology to appraise available evidence has considerably improved the understanding of AR treatment and guideline development.<sup>4,5,7,8</sup> However, there is an increasing use as well as confusion regarding the role of the so-called real-world evidence (RWE) to inform the clinical practice on concerns about the applicability of the results of randomized controlled trials (RCTs) with restricted inclusion criteria.<sup>9</sup>

<sup>eeee</sup>Department of Cardiovascular and Respiratory Sciences, Università Cattolica del Sacro Cuore, Rome, Italy  
<sup>ffff</sup>Department of Neurological, ENT and Thoracic Sciences, Fondazione Policlinico Universitario A Gemelli—IRCCS, Rome, Italy  
<sup>gggg</sup>National Heart and Lung Institute (NHLI), Imperial College London, London, United Kingdom  
<sup>hhhh</sup>Allergist, Department of Allergy, La Rochelle, France  
<sup>iiii</sup>Respiratory Clinic, Department of Internal Medicine, University of Genoa, Genoa, Italy  
<sup>jjjj</sup>Respiratory & Allergy Clinic, IRCCS Ospedale Policlinico San Martino, Genoa, Italy  
<sup>kkkk</sup>Centro Medico Docente La Trinidad, Allergology & Immunology Department, Caracas, Venezuela  
<sup>llll</sup>Department of Pediatrics, Medical School, Federal University of Minas Gerais, Belo Horizonte, Brazil  
<sup>mmmm</sup>NOVA Medical School/Comprehensive Health Research Centre (CHRC), Lisbon, Portugal  
<sup>nnnn</sup>Serviço de Imunoalergologia, Centro Hospitalar Universitário de Lisboa Central/ ULS São José, Lisbon, Portugal  
<sup>oooo</sup>Division of Allergy/Immunology, University of South Florida, Tampa, Fla

<sup>pppp</sup>Department of Respiratory Medicine, Hospital Universitari Dexeus, Barcelona, Spain  
<sup>qqqq</sup>The Group of Rhinitis, Rhinosinusitis and Nasal Polyps, Area of Asthma, SEPAR, Barcelona, Spain  
<sup>rrrr</sup>SOS Allergy and Clinical Immunology, USL Toscana Centro, Prato, Italy  
<sup>ssss</sup>Dr Agostinho Neto University hospital, Epidemiology Department, Praia, Cabo Verde  
<sup>tttt</sup>Immunology, Cabo Verde University, Faculty of Medicine, Praia, Cabo Verde  
<sup>uuuu</sup>Division of Allergy and Clinical Immunology, Seoul National University Bundang Hospital, Seoul National University, College of Medicine, Seoul, Republic of Korea  
<sup>vvvv</sup>Department of Pneumology, Coimbra University Hospital, Faculty of Medicine, Coimbra, Portugal  
<sup>wwww</sup>Coimbra Institute for Clinical and Biomedical Research, CIBB, Coimbra, Portugal  
<sup>xxxx</sup>Faculty of Public Health, Sofia Medical University, Sofia, Bulgaria  
<sup>yyyy</sup>Casa di Cura Villa Montallegro, Allergology Department, Genova, Italy  
<sup>zzzz</sup>Latvian Association of Allergists, University Children Hospital, Riga, Latvia  
<sup>aaaa</sup>Life and Health Sciences Research Institute (ICVS), School of Medicine, University of Minho, Braga, Portugal

Integrated Care Pathways for Airway Diseases (AIRWAYS-ICPs)<sup>10</sup> launched a collaboration to develop multisectoral integrated care pathways (ICPs) for chronic respiratory diseases with a strategic relevance to the European Union Health Strategy and the Digital Single Market. Initiated in 2013 under the frame of the European Innovation Partnership on

Active and Healthy Ageing (Directorate General [DG] Santé and DG Connect),<sup>10,11</sup> it was a GARD (Global Alliance against chronic Respiratory Diseases, World Health Organization [WHO]) research demonstration project.<sup>12,13</sup> MASK (Mobile Airways Sentinel network) was developed as the information technology solution<sup>14</sup> to deploy AIRWAYS-ICPs.<sup>15</sup>

bbbbb CINTESIS@RISE, Biochemistry Lab, Faculty of Pharmacy and Competence Center on Active and Healthy Ageing, University of Porto, Porto, Portugal  
 ccccc Woolcock Institute of Medical Research, Quality Use of Respiratory Medicine, Sydney, NSW, Australia  
 ddddd Peercode BV, Geldermalsen, the Netherlands  
 eeeee Department of Medical Sciences and Public Health and Unit of Allergy and Clinical Immunology, University Hospital “Dulio Casula”, University of Cagliari, Cagliari, Italy  
 fffff VIM Suresnes, UMR 0892, Pôle des Maladies des Voies Respiratoires, Hôpital Foch, Université Paris-Saclay, Suresnes, France  
 ggggg Medical Faculty Skopje, University Clinic of Pulmology and Allergy, Skopje, Republic of Macedonia  
 hhhhh Service de Pneumo-Allergologie, Centre Hospitalo-Universitaire de Béni-Messous, Algiers, Algeria  
 iiiii Allergy and Clinical Immunology, National Heart and Lung Institute, Imperial College London, London, United Kingdom  
 jjjjj St Luke’s Medical Center, ENT Department, Quezon City, Philippines  
 kkkkk Allergy, Bambino Gesù Children’s Hospital, Istituto di Ricovero e Cura a Carattere Scientifico (IRCCS), Rome, Italy  
 lllll Department of Otorhinolaryngology, Amsterdam University Medical Centres, AMC, Amsterdam, the Netherlands  
 mmmmm CHU de Reims, Service des Maladies Respiratoires et Allergiques, Reims, France  
 nnnnn Department of Internal Diseases, Allergology and Clinical Immunology, Medical University of Silesia in Katowice, Katowice, Poland  
 ooooo Clínica Ricardo Palma, Allergy & Immunology Department, Lima, Peru  
 ppppp Department of Internal Medicine ‘A. Murri’ and Unit of Geriatric Immunology, University of Bari Medical School, Bari, Italy  
 qqqqq Center of Allergy and Immunology, David Tvildiani Medical University, Tbilisi, Georgia  
 rrrrr Department of Immunology and Allergology, Lithuanian University of Health Sciences, Kaunas, Lithuania  
 sssss Immunology and Allergy Division, Clinical Hospital, University of Chile, Santiago, Chile  
 ttttt Pediatric Allergy, Immunology and Rheumatology Unit, Children’s Hospital, Ain Shams University, Cairo, Egypt  
 uuuuu Department of Clinical Immunology and Allergy, Oncology Institute of St Elisabeth, Bratislava, Slovakia  
 vvvvv Department of Otorhinolaryngology, Chiba University, Chiba, Japan  
 wwwww Department of Internal Medicine and Infectious Diseases, St Joseph University, Hotel Dieu de France Hospital, Beirut, Lebanon  
 xxxxx Department of Allergology and Clinical Immunology, Kazakhstan Association of Allergology and Clinical Immunology, Kazakh National Medical University, Almaty, Kazakhstan  
 yyyyy Servicio de Alergia e Inmunología, Clínica Santa Isabel, Buenos Aires, Argentina  
 zzzzz Research Unit of Clinical Medicine, University of Oulu, Oulu, Finland  
 aaaaa Department of Pediatrics and Adolescent Medicine, University of Turku, Turku University Hospital, Turku, Finland  
 bbbbbb Department of Pulmonology and Phthisiology, Department of Pediatrics, Jessenius Faculty of Medicine in Martin, Comenius University in Bratislava, Bratislava, Slovakia  
 ccccc Institute of Clinical Immunology and Allergology, Jessenius Faculty of Medicine in Martin, Comenius University, Bratislava, Slovakia  
 ddddd Institute of Clinical Medicine, Children’s Clinic, Tartu University, Tartu, Estonia  
 eeeee Department of Clinical Immunology, Wrocław Medical University, Wrocław, Poland  
 fffff ALL-MED Medical Research Institute, Department of Clinical Immunology, Wrocław, Poland  
 ggggg Poltava State Medical University, Immunology & Allergology Department, Poltava, Ukraine

hhhhh Department of Respiratory Medicine, National Institute of Diseases of the Chest and Hospital, Dhaka, Bangladesh  
 iiiii Global NCD Platform, Geneva, Switzerland  
 jjjjj Makerere University Lung Institute, Pulmonology Medicine Department, Kampala, Uganda  
 kkkkk Department of Otorhinolaryngology, Head and Neck Surgery, Semmelweis University, Budapest, Hungary  
 lllll Department of Clinical Science and Education, Södersjukhuset, Karolinska Institutet, Stockholm, Sweden  
 mmmmm Sach’s Children and Youth Hospital, Södersjukhuset, Stockholm, Sweden  
 nnnnn Department of Pediatric Respiratory Diseases and Allergology, Medical University of Warsaw, Warsaw, Poland  
 ooooo Division of Internal Medicine, Asthma and Allergy, Barlicki University Hospital, Medical University of Lodz, Lodz, Poland  
 ppppp Department of Clinical and Laboratory Immunology, Allergology and Medical Genetics, Bogomolets National Medical University, Kyiv, Ukraine  
 qqqqq Institute of Translational Pharmacology (IFT)-National Research Council (CNR), Palermo, Italy  
 rrrrr Respiratory Medicine, Trinity College, Dublin, Ireland  
 sssss Respiratory Physician & Allergist, Professorial Respiratory Centre, Tallaght University Hospital & Peamount Healthcare, Dublin, Ireland  
 ttttt Croatian Pulmonary Society, Clinical Center for Pulmonary Diseases, Zagreb, Croatia  
 uuuuu Dankook University Hospital, ENT Department, Cheonan, Republic of Korea  
 vvvvv Asthma, COPD Outpatient Care Unit, University Medical Center, Hô-Chi-Minh City, Vietnam  
 wwwww Mongolian National University of Medical Sciences, Health Department, Ulan Bator, Mongolia  
 xxxxx Department of Pulmonary Medicine, CHU Liège, Liège, Belgium  
 yyyyy GIGA I3 Research Group, University of Liège, Liège, Belgium  
 zzzzz Rashid Hospital, DUBAI Health, Dubai, UAE  
 aaaaa Research Institute of Medical and Health Sciences, University of Sharjah, Sharjah, UAE  
 bbbbbb Allergy Unit “D Kalogeromitros”, 2nd Department of Dermatology and Venerology, National & Kapodistrian University of Athens, “Attikon” University Hospital, Athens, Greece  
 ccccc Clinic for Pulmonary Diseases, Clinical Center of Serbia, Faculty of Medicine, University of Belgrade, Serbian Association for Asthma and COPD, Belgrade, Serbia  
 ddddd National Center for Research in Chronic Respiratory Diseases, Collaborating with WHO—EMRO Tishreen University School of Medicine, Latakia, Syria  
 eeeee Al-Sham Private University, Pharmacy Department, Damascus, Syria  
 fffff Department of Allergology and Internal Medicine, Medical University of Białystok, Białystok, Poland  
 ggggg Department of Medicine, Faculty of Medicine and Surgery, University of Malta, Msida, MSD, Malta  
 hhhhhh EPIUnit-Institute of Public Health, University of Porto, and Laboratory for Integrative and Translational Research in Population Health (ITR), Porto, Portugal  
 iiiiii Serviço de Imunoalergologia, Centro Hospitalar Universitário São João, Porto, Portugal  
 jjjjj Basic and Clinical Immunology Unit, Department of Pathology, Faculty of Medicine, University of Porto, Porto, Portugal  
 kkkkk Fundaler, Buenos Aires, Argentina  
 lllll Rhinology Unit & Smell Clinic, ENT Department, Hospital Clínic, Barcelona, Spain  
 mmmmm Clinical & Experimental Respiratory Immunology, FRCB-IDIBAPS, CIBERES, University of Barcelona, Barcelona, Spain  
 nnnnn Université Paris-Saclay, UVSQ, Univ. Paris-Sud, Villejuif, France  
 ooooo Inserm, Équipe d’Épidémiologie respiratoire intégrative, CESP, Villejuif, France  
 ppppp Clinical Immunology and Allergy Unit, Sheffield Teaching Hospitals, Sheffield, United Kingdom  
 qqqqq University of Liverpool, Liverpool, United Kingdom

Digital care pathways (DCPs) employ digital technologies in ICPs.

The traditional healthcare model is focused on diseases (medicine and natural science) and does not acknowledge patients' resources and abilities to be experts in their own lives based on their lived experiences and expectations.<sup>16,17</sup> Improving healthcare safety, quality, and coordination, as well as health outcomes including quality of life, is an important aim in the care of patients with chronic conditions. Person-centered care

needs to ensure that people's preferences, needs, and values guide clinical decisions. It provides care that is respectful of and responsive to patients and ensures that they are empowered and involved in decision making.<sup>18</sup> Nine themes have been identified in person-centered care: (1) empathy, (2) respect, (3) engagement, (4) relationship, (5) communication, (6) shared decision-making (SDM), (7) holistic focus, (8) individualized focus, and (9) coordinated care.<sup>19</sup> Digital tools are promoters for person-centered care practices in chronic care<sup>20</sup> but, alone, cannot

Department of Otolaryngology-Head & Neck Surgery, St Luke's Medical Center, Quezon City, Philippines  
 Division of Surgery, Philippine Children's Medical Center, Quezon City, Philippines  
 Center of Allergy, Immunology and Respiratory Diseases, Santa Fe, Argentina  
 Hungarian Allergy Association, Allergy & Immunology Department, Budapest, Hungary  
 Department of Allergy, Medical University of Gdańsk, Gdansk, Poland  
 Faculty of Medicine, Eduardo Mondlane University, Maputo, Mozambique  
 ENT Department, University Hospital of Kinshasa, Kinshasa, Democratic Republic of the Congo  
 Allergy, Asthma and Clinical Immunology, Alfred Health and Department of Immunology, Central Clinical School, Monash University, Melbourne, VIC, Australia  
 Department of Infection and Immunity, Luxembourg Institute of Health, Esch-sur-Alzette, Luxembourg  
 Department of Dermatology and Allergy Center, Odense Research Center for Anaphylaxis (ORCA), Odense University Hospital, Odense, Denmark  
 Japan Antituberculosis Association (JATA), Fukujuji Hospital, Tokyo, Japan  
 Chiba Rosai Hospital, ENT Department, Chiba, Japan  
 Chiba University Hospital, Department of Otolaryngology, Head and Neck Surgery, Chiba, Japan  
 Department of Otolaryngology, Nippon Medical School, Tokyo, Japan  
 Department of Respiratory Medicine, JSS Medical College, JSSAHER Mysuru, Karnataka, India  
 Department of Biochemistry and Molecular Biology, School of Chemistry, Complutense University of Madrid, Madrid, Spain  
 Institute of Pathophysiology and Allergy Research, Medical University Vienna, Vienna, Austria  
 Interuniversity Messerli Research Institute of the University of Veterinary Medicine and Medical University Vienna, Vienna, Austria  
 Department of Immunology and Allergy, Faculty of Medicine in Pilsen, Charles University, Prague, Czech Republic  
 Department of Allergy, University of Helsinki and Hospital for Skin and Allergic Diseases, Helsinki, Finland  
 Department of Allergy and Clinical Immunology, Ajou University School of Medicine, Suwon, Republic of Korea  
 Allergy and Respiratory Diseases, IRCCS Policlinico San Martino, University of Genoa, Genoa, Italy  
 Division of Allergy and Clinical Immunology, Department of Medicine, "Santa Maria della Speranza" Hospital, Battipaglia, Salerno, Italy  
 Agency of Health ASL, Division of Allergy and Clinical Immunology, Department of Medicine, Salerno, Italy  
 Postgraduate Programme in Allergy and Clinical Immunology, University of Naples Federico II, Naples, Italy  
 Department of Pediatrics, Nippon Medical School, Tokyo, Japan  
 Medical School, University of Cyprus, Nicosia, Cyprus  
 Prima Nova, Healthcare Institution, Zagreb, Croatia  
 Medical Faculty, University JJ Strossmayer of Osijek, Osijek, Croatia  
 Clinic of Occupational Diseases, University Hospital Sveti Ivan Rilski, Sofia, Bulgaria  
 IRCCS Humanitas Research Center, Personalized Medicine Asthma & Allergy, Rozzano, Milan, Italy  
 Department of Pulmonology and Allergy, Klaipeda National Hospital, Klaipeda, Lithuania  
 Vilnius University Medical Faculty, Department of Political Behaviour and Institutions, Vilnius, Lithuania  
 Division of Adult and Pediatric Allergy and Immunology, University of the Philippines - Philippines General Hospital, Manila, Philippines

Department of Allergy, Clinics Hospital, National University, San Lorenzo, Paraguay  
 Faculty of Medicine, University of Southampton, Southampton, United Kingdom  
 The David Hide Asthma and Allergy Centre, St Mary's Hospital, Isle of Wight, United Kingdom  
 NIHR Southampton Biomedical Research Centre, University Hospital Southampton NHS Foundation Trust, Southampton, United Kingdom  
 Pneumologie, AP-HP Centre Université de Paris Cité, Hôpital Cochin, Paris, France  
 UMR 1016, Institut Cochin, Paris, France  
 Inserm, Epidemiology Department, CESP, Villejuif, France  
 Pediatric Allergy and Clinical Immunology, Hospital Espanol de Mexico, Mexico City, Mexico  
 Faculty of Medicine & Surgery, University of Santo Tomas, Manila, Philippines  
 Division of Allergy, Asthma and Clinical Immunology, Emek Medical Center, Afula, Israel  
 Rappaport Faculty of Medicine, Technion-Israel Institute of Technology, Haifa, Israel  
 Department of Otolaryngology-Head and Neck Surgery, Eye and Ear University Hospital, Beirut, Lebanon  
 Department of Otorhinolaryngology-Head and Neck Surgery, Dar Al Shifa Hospital, Salmiya, Kuwait  
 ARIA, Asthma, Rhinitis, Immunology & Allergy Department, Athens, Greece  
 Allergy Service, Fundacion Jimenez Diaz, Autonoma University of Madrid, CIBERES-ISCIII, Madrid, Spain  
 Asthma Reference Center—School of Medicine of Santa Casa de Misericórdia of Vitória, Espírito Santo, Brazil  
 SMAIC Société Marocaine d'Allergologie et Immunologie Clinique, Rabat, Morocco  
 PROMISE Department, University of Palermo, Palermo, Italy  
 Asthma-Allergy Unit, University Hospital of Verona, Verona, Italy  
 Clínica Sisul, Allergy & Asthma, Medical Director, CLINICA SISUL, FACAAL, SPAAL, Asuncion, Paraguay  
 Division of Allergy, Clinical Immunology and Rheumatology, Department of Pediatrics, Federal University of São Paulo, São Paulo, Brazil  
 Division of Respiratory Medicine, Department of Pediatrics, Hospital Nacional de Niños, Universidad de Costa Rica, San Jose, Costa Rica  
 Department of Respiratory Medicine and Tuberculosis, University Hospital, Brno, Czech Republic  
 Head of Laboratory of Atmospheric processes and Aerobiology, University of Latvia, Riga, Latvia  
 Department of Respiratory Medicine, Copenhagen University Hospital-Hvidovre, Copenhagen, Denmark  
 Institute of Clinical Medicine, University of Copenhagen, Copenhagen, Denmark  
 Department of Pediatrics, Victor R Potenciano Medical Center, Mandaluyong, Philippines  
 Department of Otolaryngology, Faculty of Medicine Siriraj Hospital, Mahidol University, Bangkok, Thailand  
 Imunoalergologia, Centro Hospitalar Universitário de Coimbra, Faculty of Medicine, University of Coimbra, Coimbra, Portugal  
 Clinic of Allergy and Immunology, University Clinical Center of Serbia, Belgrade, Serbia  
 Faculty of Medicine, University of Belgrade, Belgrade, Serbia  
 International Primary Care Respiratory Group IPCRG, Aberdeen, United Kingdom

achieve the ideals of person-centered care.<sup>21</sup> Politicians and policymakers have an increased interest in adopting and implementing person-centered care.<sup>22,23</sup>

This global paper (Table E1, available in this article's Online Repository at [www.jaci-inpractice.org](http://www.jaci-inpractice.org)) reviews the current knowledge to develop (1) DCPs for rhinitis and asthma

multimorbidity and (2) digitally enabled, person-centered care<sup>24</sup> using the GRADE approach to integrate both RCTs and RWE. The ultimate goal is to develop guidelines centered around the patient to make them more applicable.

Some diseases have not been considered in this paper (Table I).

Health Planning Unit, Department of Social Medicine, Faculty of Medicine, University of Crete, Heraklion, Greece

Federal University of Pampa, Department of Medicine, Uruguaiana, Brazil  
Pediatrics, Allergy & Immunology, Latin American Society of Allergy, Asthma & Immunology (SLAAI), Montevideo, Uruguay

Department of Lung Diseases and Clinical Immunology, University of Turku, Turku, Finland

Research on Healthcare Performance (RESHAPE), INSERM U1290, Pneumologie et Médecine Respiratoire, Groupement Hospitalier Nord, Hôpital de la Croix Rousse, Lyon, France

FiLHA, Finnish Lung Health Association, Helsinki, Finland

Department of Clinical Medicine, Pulmonary Diseases and Clinical Allergology, University of Turku, Turku, Finland

Division of Allergy and Immunology, Department of Pediatrics, Siriraj Hospital, Mahidol University Faculty of Medicine, Bangkok, Thailand

Pulmonary Environmental Epidemiology Unit, CNR Institute of Clinical Physiology, Pisa, Italy

Nova Southeastern University, College of Allopathic Medicine, Fort Lauderdale, Fla

Department of Otolaryngology, Yong Loo Lin School of Medicine, National University of Singapore, Singapore, Republic of Singapore

Department of Medicine, Clinical Immunology and Allergy, McMaster University, Hamilton, ON, Canada

Department of Paediatrics, Prince of Wales Hospital, Hong Kong, SAR, China

Division of Allergy and Immunology, Department of Dermatology, Allergy and Venerology, Charité Universitätsmedizin Berlin, Berlin, Germany

The Allergy and Asthma Institute, Allergy & Asthma Department, Islamabad, Pakistan

Clemenceau Medical Center DHCC, Lebanese-American University, Dubai, UAE

University Clinic of Respiratory and Allergic Diseases, Pulmonary & Allergy Department, Golnik, Slovenia

Faculty of Medicine, University of Ljubljana, Ljubljana, Slovenia

Disclaimer: A. Togias, co-authorship of this publication does not constitute endorsement by the National Institute of Allergy and Infectious Diseases, the National Institutes of Health, or any other agency of the US Government.

This work has received funding from ARIA (Allergic Rhinitis and its Impact on Asthma); CATALYSE (Climate Action To Advance HealthY Societies in Europe), the European Union's Horizon Europe research and innovation program under grant agreement no. 101057131; FRAUNHOFER Institute for Translational Medicine and Pharmacology (ITMP), Immunology and Allergology, Berlin, Germany; University of Porto, Portugal; and MASK-air, which has been supported by EU grants (Impact of air Pollution on Asthma and Rhinitis [POLLAR] project of the European Institute of Innovation and Technology Health; Structural and Development Funds, Région Languedoc Roussillon and Provence-Alpes-Côte d'Azur; Twinning, European Innovation Partnership on Active and Healthy Ageing, DG Santé et DG Connect); educational grants from Mylan-Viatis, Allergologisk Laboratorium København, GlaxoSmithKline, Novartis, Stallergenes-Greer, and Noucor; and funding from Breathing Together Onlus Association (Associazione Respiriamo Insieme Onlus), Italy; Espírito Santo University, Samborombón, Ecuador; Finnish Anti-Tuberculosis Association Foundation and Tampere Tuberculosis Foundation; GA<sup>2</sup>LEN; German Allergy Society AeDA (Ärzteverband Deutscher Allergologen); IPOKRaTES (International Postgraduate Organization for Knowledge transfer, Research and Teaching Excellent Students) Lithuania Fund; Polish Society of Allergology (POLSKIE TOWARZYSTWO ALLERGOLOGICZNE); and University of Liège, Belgium.

Conflicts of interest: J. Bousquet reports personal fees from Cipla, Menarini, Mylan, Novartis, Purina, Sanofi-Aventis, Teva, Noucor, other from KYomed-Innov, and other from Mask-air-SAS, outside the submitted work. M. Blaiss reports personal fees from Sanofi, personal fees from Regeneron, personal fees from ALK, personal fees from Merck, personal fees from AstraZeneca, personal fees from GSK, personal fees from Prollergy, personal fees from Lanier Biotherapeutics, and

nonfinancial support from Bryn Phama, outside the submitted work. J. Lityńska reports personal fees from Evidence Prime Sp. z o.o., outside the submitted work. T. Iinuma reports grants from Sanofi, outside the submitted work. P. Tantilipikorn reports grants from Abbott, other from GSK, and other from Sanofi Aventis, outside the submitted work. T. Haahela reports personal fees from Orion Pharma, outside the submitted work.

J. Correia-de-Sousa reports grants and other from AstraZeneca, personal fees from MSD, personal fees from Medinfa, other from Novartis, personal fees and other from Sanofi, grants from GSK, personal fees from CIPLA, and personal fees from Boehringer Ingelheim, outside the submitted work. H. Olze reports grants and personal fees from F. Hoffmann-La Roche Ltd, grants and personal fees from Sanofi-Aventis Deutschland GmbH, grants and personal fees from AstraZeneca GmbH, grants and personal fees from GlaxoSmithKline GmbH & Co, grants and personal fees from KG, and grants and personal fees from Novartis, outside the submitted work. L. Taborda-Barata reports personal fees from Sanofi Laboratories, personal fees from Victoria Laboratories, personal fees from LETI Laboratories, and personal fees from AstraZeneca, outside the submitted work. T. Zuberbier reports grants and personal fees from Novartis, grants and personal fees from Henkel, personal fees from Bayer, personal fees from FAES, personal fees from AstraZeneca, personal fees from AbbVie, personal fees from ALK, personal fees from Almirall, personal fees from Astellas, personal fees from Bayer, personal fees from Bencard, personal fees from Berlin Chemie, personal fees from FAES, personal fees from Hal, personal fees from Leti, personal fees from Mesa, personal fees from Menarini, personal fees from Merck, personal fees from MSD, personal fees from Novartis, personal fees from Pfizer, personal fees from Sanofi, personal fees from Stallergenes, personal fees from Takeda, personal fees from Teva, personal fees from UCB, personal fees from Henkel, personal fees from Kryolan, and personal fees from L'Oreal, outside the submitted work. He is the committee member of WHO-Initiative "Allergic Rhinitis and Its Impact on Asthma" (ARIA), the member of the board of the German Society for Allergy and Clinical Immunology (DGAKI), head of the European Centre for Allergy Research Foundation (ECARF), president of the Global Allergy and Asthma European Network (GA2LEN), and the member of the Committee on Allergy Diagnosis and Molecular Allergology, World Allergy Organization (WAO). F. Serpa reports personal fees from Takeda, personal fees from CSL, personal fees from GSK, personal fees from Novartis, and personal fees from AstraZeneca, outside the submitted work. M. Maurer reports grants from Allakos, grants and personal fees from Amgen, grants and personal fees from AstraZeneca, grants and personal fees from Astria, grants and personal fees from Biocryst, grants and personal fees from Blueprint, grants and personal fees from Celldex, grants and personal fees from Celltrion, grants and personal fees from CSL Behring, grants and personal fees from Evomune, grants and personal fees from GSK, grants and personal fees from Kalvista, grants from Leo Pharma, grants and personal fees from Lilly, grants and personal fees from Novartis, grants and personal fees from Pharvaris, grants and personal fees from Sanofi/Regeneron, grants and personal fees from Takeda, and grants and personal fees from Yuhan Corporation, outside the submitted work. P. Devillier reports personal fees and nonfinancial support from ALK-Abello, personal fees and nonfinancial support from Stallergenes, personal fees and nonfinancial support from AstraZeneca, personal fees from GlaxoSmithKline, personal fees from Viatis, personal fees from Menarini, personal fees from Procter & Gamble Health, and personal fees from Chiesi, outside the submitted work. L. Klimek reports grants and personal fees from Allergopharma, grants and personal fees from Viatis, personal fees from HAL Allergie, personal fees from ALK Abelló, grants and personal fees from LETI Pharma, grants and personal fees from Stallergenes, grants from Quintiles, grants and personal fees from Sanofi, grants from ASIT Biotech, grants from Lofarma, personal fees from Allergy Therapeut, grants from AstraZeneca, grants and personal fees from GSK, grants from Immunotek, personal fees from Cassella Med, personal fees from Novartis, personal fees from Regeneron Pharmaceuticals, and personal fees from ROXALL Medizin GmbH, outside the submitted work. He is the member of AeDA, DGHNO, Deutsche Akademie für Allergologie und klinische Immunologie, HNO-BV, GPA, and EAACI. J. C. Ivancevich reports

## ARIA: A 2-DECADE JOURNEY

ARIA was initiated during a WHO workshop in 1999.<sup>3</sup> It has evolved in 6 phases.

### Phase 1 (1999-2009)

- Development and update of an evidence-based document<sup>37</sup> to provide a guide for the diagnosis and management of AR and asthma multimorbidity by physicians<sup>3,38</sup> and pharmacists.<sup>39</sup> A specific focus was placed on developing countries.

personal fees from Laboratorios Casasco Argentina, outside the submitted work. J. Sastre reports grants and personal fees from Sanofi, personal fees from GSK, personal fees from Novartis, personal fees from AstraZeneca, personal fees from Mundipharma, and personal fees from Faes Farma, outside the submitted work. S. Quirce reports personal fees and nonfinancial support from GSK, personal fees and nonfinancial support from AstraZeneca, personal fees and nonfinancial support from Sanofi, personal fees and nonfinancial support from Novartis, personal fees and nonfinancial support from Mundipharma, personal fees and nonfinancial support from Allergy Therapeutics, and personal fees and nonfinancial support from Chiesi, outside the submitted work. S. Toppila-Salmi reports personal fees from AstraZeneca, personal fees from ALK-Abelló, personal fees from GSK, personal fees from Sanofi, personal fees from Clario, personal fees from Orion Pharma, grants from GSK, and grants from Sanofi, outside the submitted work. O. Palomares reports fees for Lectures/Advisory Boards from AstraZeneca, Pfizer, GSK, Immunotek SL, Novartis, Sanofi-Genzyme, and Regeneron. He has received research grants from MINECO, MICINN, CAM, Immunotek SL, Novartis, and AstraZeneca. M. Ollert reports personal fees from Hycor Diagnostics, personal fees from Allergy Therapeutics/Bencard, outside the submitted work; and is the scientific co-founder of Tolerogencis SARL, Luxembourg. V. Kvedariene reports nonfinancial support from Norameda, nonfinancial support from Berlin Chemie Menarini, and nonfinancial support from Dimuna, outside the submitted work. A. Todo-Bom reports personal fees from GSK (GlaxoSmithKline), personal fees from AstraZeneca, nonfinancial support from Leti, nonfinancial support from Abbvie, and personal fees from Viatrix, outside the submitted work. M. Kupczyk reports personal fees from Adamed, personal fees from AstraZeneca, personal fees from Berlin Chemie Menarini, personal fees from Chiesi, personal fees from Celon Pharma, personal fees from GSK, personal fees from Novartis, personal fees from Sanofi Aventis, personal fees from Abbvie, personal fees from Aurovitas, personal fees from LEK-AM, personal fees from Teva, personal fees from Zentiva, personal fees from Polpharma, personal fees from HAL-Allergy, personal fees from Emma, and personal fees from Opella Healthcare, outside the submitted work. O. Pfaar reports grants and personal fees from ALK-Abelló, grants and personal fees from Allergopharma, grants and personal fees from Stallergenes Greer, grants and personal fees from HAL Allergy Holding BV/HAL Allergie GmbH, grants from Bencard Allergie GmbH/Allergy Therapeutics, grants from Lofarma, grants and personal fees from ASIT Biotech Tools S.A., grants and personal fees from Laboratorios LETI/LETI Pharma, grants and personal fees from GlaxoSmithKline, personal fees from ROXALL Medizin, personal fees from Novartis, grants and personal fees from Sanofi-Aventis and Sanofi-Genzyme, personal fees from Med Update Europe GmbH, personal fees from streamedup! GmbH, grants from Pohl-Boskamp, grants from Immunotek S.L., personal fees from John Wiley and Sons, AS, personal fees from Paul-Martini-Stiftung (PMS), personal fees from Regeneron Pharmaceuticals Inc., personal fees from RG Aertztefortbildung, personal fees from Institut für Disease Management, personal fees from Springer GmbH, grants and personal fees from AstraZeneca, personal fees from IQVIA Commercial, personal fees from Ingress Health, personal fees from Wort&Bild Verlag, personal fees from Verlag ME, personal fees from Procter&Gamble, personal fees from ALTAMIRA, personal fees from Meinhardt Congress GmbH, personal fees from Deutsche Forschungsgemeinschaft, personal fees from Thieme, grants from Deutsche AllergieLiga e.V., personal fees from AeDA, personal fees from Alfred-Krupp Krankenhaus, personal fees from Red Maple Trials Inc., personal fees from Königlich Dänisches Generalkonsulat, personal fees from Medizinische Hochschule Hannover, personal fees from ECM Expro&Conference Management, personal fees from Technical University Dresden, personal fees from Lilly, personal fees from Paul Ehrlich Institut, personal fees from Japanese Society of Allergy, personal fees from Forum für Medizinische Fortbildung, from Dustri-Verlag, outside the submitted work. He is the member of EAACI Excom; the member of the external board of directors of DGAKI; coordinator, main author, or

- Dissemination and implementation: ARIA has been translated into over 50 languages, and disseminated and implemented in over 80 countries.<sup>40</sup>
- Update using the same evidence-based system.<sup>37,38</sup>

### Phase 2 (2010-2016)

- ARIA was revised using the GRADE approach for assessing the strength of evidence underpinning recommendations. ARIA was one of the first guidelines to use GRADE evidence-

co-author of different position papers and guidelines in rhinology, allergology, and allergen-immunotherapy; and associate editor of *Allergy and Clinical Translational Allergy*. N. G. Papadopoulos reports grants from Capricare, grants from Nestle, grants from Numil, grants from Vianex, and grants from REG, outside the submitted work. B. Gradauskiene (Sitkauskiene) reports personal fees from Berlin-Chemie Menarini, personal fees from Takeda, grants and personal fees from AbbVie, personal fees from Viatrix, personal fees from Pfizer, personal fees from Mylan Healthcare, and grants and personal fees from AstraZeneca, outside the submitted work. She is the member of the U.E.M.S. Section and Board Allergology. D. E. Larenas-Linnemann reports personal fees from ALK, AstraZeneca National and Global, Bayer, Chiesi, Grunenthal, Grin, GSK National and Global, Viatrix, Menarini, MSD, Novartis, Pfizer, Sanofi, Siegfried, Carnot; and grants from Abbvie, Bayer, Lilly, Sanofi, AstraZeneca, Pfizer, Novartis, Pulmonair, GSK, and Chiesi, outside the submitted work. S. Wasserman reports personal fees from GSK, personal fees from AZ, personal fees from Sanofi, personal fees from MiravoHealth, and personal fees from Medexus, outside the submitted work. She is President of the Canadian Allergy Asthma and Immunology Foundation (no remuneration) and Board of Directors of Asthma Canada (no remuneration). R. Louis reports grants from GSK, Chiesi, and AZ and adboard and lecture fees from AZ, GSK, and Chiesi. P. Kuna reports personal fees from Adamed, personal fees from Berlin Chemie Menarini, personal fees from AstraZeneca, personal fees from FAES, personal fees from Glenmark, personal fees from GSK, personal fees from Celon Pharma, personal fees from Novartis, personal fees from Polpharma, personal fees from Sandoz, personal fees from Sanofi, and personal fees from Teva, outside the submitted work. J. Mullol reports personal fees and other from SANOFI-GENZYME & REGENERON, personal fees and other from NOVARTIS, grants, personal fees, and other from VIATRIS/MEDA Pharma, grants and personal fees from NOUCOR/NOUCOR Group, personal fees from Menarini, personal fees from UCB, personal fees and other from AstraZeneca, grants, personal fees, and other from GSK, personal fees from MSD, personal fees and other from Lilly, and personal fees and other from GLENMARK, outside the submitted work. C. Suppli Ulrik reports personal fees from AstraZeneca, personal fees from GSK, personal fees from TEVA, grants and personal fees from Sanofi Genzyme, grants and personal fees from Boehringer Ingelheim, personal fees from Pfizer, personal fees from Berlin Chemie, personal fees and nonfinancial support from Orion Pharma, personal fees and nonfinancial support from Novartis, and personal fees from Takeda, outside the submitted work. H. Kraxner reports speaker's fee and congress support from Sanofi and Viatrix, and speaker's fee from Berlin-Chemie. M. Zidam reports personal fees from Takeda, personal fees from Chiesi, and personal fees from Berlin-Chemie, outside the submitted work. N. Roche reports grants and personal fees from Boehringer Ingelheim, grants and personal fees from Novartis, grants and personal fees from GSK, personal fees from AstraZeneca, personal fees from Chiesi, grants and personal fees from Pfizer, personal fees from Sanofi, personal fees from Zambon, personal fees from MSD, personal fees from Austral, and personal fees from Biosency, outside the submitted work. C. Chaves Loureiro reports grants and personal fees from GSK, personal fees from Sanofi, personal fees from AstraZeneca, and personal fees from Medifar, outside the submitted work. I. Tsiligianni reports grants from MSD, GSK Hellas, and Boehringer Hellas and consultancy from Johnson & Johnson Hellas, Boehringer Hellas, and GSK Hellas, outside the submitted work. S. Durham reports grants from Immune Tolerance Network and National Institute of Allergy and Infectious Diseases (NIAID) USA, personal fees from ALK, personal fees from Revelo, personal fees from ANGANY Inc., personal fees from Abbott Laboratories, and personal fees from Pneumouupdate GmbH, outside the submitted work. S. Del Giacco reports grants and personal fees from AstraZeneca, personal fees from Chiesi, personal fees from GSK, grants and personal fees from Novartis, and personal fees from Sanofi, outside the submitted work. F. Regateiro reports personal fees from AstraZeneca, personal fees from Bial, personal fees from

to-decision (EtD) frameworks.<sup>4,5</sup> An update was published in 2017.<sup>5</sup>

- Deployment to policymakers.<sup>40</sup>

### Phase 3 (2016-2018)

- An algorithm (MACVIA: Contre les Maladies Chroniques pour un Vieillissement Actif) was devised<sup>41</sup> and digitalized<sup>42</sup> to step up or step down AR treatment based on control (Figures 1 and 2).<sup>41</sup> Algorithms require testing with RWE that includes RCTs and observational research with person-centered care.<sup>43-45</sup> A consensus refined the algorithm.<sup>41</sup>
- Implementation of mHealth tools for individualized and predictive medicine to develop ICPs for the management of AR and asthma by a multidisciplinary team centered on the needs of patients (MASK).<sup>46-48</sup>
- Initiation of MASK-air.<sup>46</sup>

### Phase 4 (2018-2019)

- Digital transformation of health and care.<sup>24</sup>
- Change management to improve population health and provide well-being for rhinitis and asthma sufferers across the life cycle, irrespective of their gender, age, or socioeconomic status and with the overarching aim to reduce health and social inequities.<sup>49</sup>
- Development of MASK-air, the ARIA app.

### Phase 5 (2019-2021)

- Next-generation guidelines for the AR pharmacologic treatment were developed using existing GRADE-based guidelines for the disease, RWE provided by mobile technology, and additive studies (allergen chamber studies) to refine the MACVIA algorithm.<sup>6</sup>
- MASK-air, a Good Practice of DG Health and Food Safety: Digitally enabled, patient-centered care.<sup>24,50</sup>
- Value-added medicine for the repurposing of AR medications.<sup>51</sup>

- High-level meeting (Finnish Presidency of the European Union [EU]) on Planetary Health.<sup>52</sup>

### Phase 6 (2022-)

- Participation in initiatives on Planetary Health with climate change (EU Horizon Europe grant CATALYSE [Climate Action To Advance HealthY Societies in Europe] 2022-7).<sup>53</sup>
- Digitally enabled, person-centered care including next-generation care pathways embedding RWE based on data with the GRADE evaluation of interventions.

ARIA has participated in several EU or WHO projects and grants, and European Academy of Allergy and Clinical Immunology (EAACI) Task Forces (Table E1, available in this article's Online Repository at [www.jaci-inpractice.org](http://www.jaci-inpractice.org)).

## GRADE, THE EVIDENCE-BASED MODEL OF GUIDELINES IN AIRWAY DISEASES

### Strengths

To evaluate the confidence in the evidence underlying estimates of effects of interventions and to develop recommendations in guidelines, the GRADE<sup>4,5</sup> methodology explicitly considers all types of study designs from RCTs to case reports, although guideline developers often restrict guidelines to RCTs.<sup>54-56</sup> For the formulation of recommendations on interventions, GRADE considers not only their benefits and harms, but also—and among others—patients' values and preferences, costs and cost-effectiveness, acceptability, and feasibility. The EtD of GRADE allows the evidence to be considered on all of these criteria, based on which recommendations are formulated.

The ARIA revision 2016,<sup>5</sup> the US Practice Parameters 2017,<sup>7</sup> and 3 questions of the US Practice Parameters 2020<sup>8</sup> used GRADE as their methodological approach. Interestingly, the same questions were considered, and the results of these guidelines supported the MACVIA algorithm.<sup>41</sup> The ARIA revision

SANOPI, personal fees from GSK, personal fees from Tecnifar, and personal fees from JABA Recordati, outside the submitted work. A. Nowak reports personal fees from Evidence Prime, outside the submitted work. M. Jesenak reports personal fees from Zentiva, grants and personal fees from BerlinChemie Menarini, grants and personal fees from Novartis, personal fees from Glenmark, personal fees from Chiesi, personal fees from Viatrix, personal fees from AstraZeneca, and grants and personal fees from AbbVie, outside the submitted work. M. Torres reports grants from European Commission, grants from ISCI, grants from SEAIC, personal fees from Leti Laboratories, personal fees from Aimmune Therapeutics, and personal fees from Diater Laboratories, outside the submitted work. I. Cherez-Ojeda reports other from Sanofi Aventis and other from Megalabs, outside the submitted work. M. Makris reports personal fees from AstraZeneca, personal fees from GSK, personal fees from Chiesi, and personal fees from Menarini, outside the submitted work. M. Moniuszko reports personal fees and other from Berlin-Chemie/Menarini, personal fees and other from AstraZeneca, personal fees and other from GlaxoSmithKline, personal fees and other from Novartis, personal fees and other from Chiesi, personal fees and other from Celon Pharma, personal fees and other from Takeda, personal fees and other from Polfarmex, personal fees and other from CSL Behring, personal fees from Glenmark Pharmaceuticals, and personal fees and other from Sanofi, outside the submitted work. A. Cruz reports personal fees from Abdi-Ibrahim, personal fees from AstraZeneca, personal fees from Boehringer-Ingelheim, personal fees from Chiesi, personal fees from Eurofarma, personal fees from Glenmark, personal fees from Crossject, personal fees from GSK, personal fees from Ache, personal fees from Farnocimica, personal fees from Novartis, and personal fees from Sanofi, outside the submitted work. H. Schünemann reports support from

Frauenhofer Gesellschaft, funding for the ARIA guidelines, and leadership in other board, society, committee, or advocacy group: Chair of the GIN Board of Trustees and Co-Chair of the GRADE Working Group (no payments). M. Worm reports fees, honoraria for lectures, presentations, speakers bureaus, and advisory board from Novartis Pharma GmbH, Sanofi-Aventis Deutschland GmbH, DBV Technologies S.A., Aimmune Therapeutics UK Limited, Regeneron Pharmaceuticals, Inc., Leo Pharma GmbH, Boehringer Ingelheim Pharma GmbH & Co. KG, ALK-Abelló Arzneimittel GmbH, Lilly Deutschland GmbH, Kymab Limited, Amgen GmbH, Abbvie Deutschland GmbH & Co. KG, Pfizer Pharma GmbH, Mylan Germany GmbH (A Viatrix Company), AstraZeneca GmbH, and GlaxoSmithKline GmbH & Co. KG. I. Ansotegui reports personal fees from Abbott, personal fees from Bayer, personal fees from Bial, personal fees from Eurodrug, personal fees from Faes Farma, personal fees from Gebro, personal fees from Menarini, personal fees from MSD, personal fees from Roxall, and personal fees from Sanofi, outside the submitted work. M. Giovannini reports consulting fees from Sanofi, outside the submitted work. K. C. Nadeau reports grants from NIAID, grants from National Heart, Lung, and Blood Institute (NHLBI), grants from National Institute of Environmental Health Sciences (NIEHS), other from Immune Tolerance Network (ITN), other from National Institutes of Health (NIH) clinical research centers, during the conduct of the study, other from IgGenix, other from Seed Health, other from ClostraBio, other from Cour, other from Alladapt, other from Excellergy, other from Redtree Ventures, other from Regeneron, and other from Latitude, outside the submitted work. In addition, she has a patent Mixed allergen composition and methods for using the same pending, a patent Granulocyte-based methods for detecting and monitoring immune system disorders pending, and a patent Methods and assays for detecting and quantifying

**TABLE I.** Excluded diseases

Although nonallergic rhinitis (NAR) is very common and may be associated with allergic rhinitis, it cannot be considered in Allergic Rhinitis and its Impact on Asthma (ARIA) because (1) there are many distinct NAR diseases<sup>25</sup> and many phenotypes that may overlap and are still poorly defined.<sup>26</sup> (2) Although in clinical practice, questionnaires<sup>27</sup> and treatments are proposed,<sup>28</sup> many medications have been tested in randomized controlled trials (RCTs), and most were not effective, possibly because the NAR phenotypes were not characterized.<sup>29</sup> Moreover, many trials have not been published because of lack of efficacy. In published trials, the effect of treatment is often insignificant,<sup>30</sup> low, incomplete, or found only in some types of NAR.<sup>31–34</sup> Observational studies cannot be used in guideline development if NAR phenotypes are not considered. Well-conducted RCTs in different phenotypes of NAR are required to further advance our understanding of the effectiveness of treatments in NAR. Based on these limitations, a meta-analysis would be difficult to interpret and recommendations for NAR cannot be developed using the EtD (evidence-to-decision) Grading of Recommendations, Assessment, Development and Evaluation (GRADE) method used in this document. **Local allergy** is a well-characterized phenotype,<sup>35</sup> and it was identified as a research question by the ARIA group. However, it was not prioritized because there is apparently no pharmacologic RCT in this IgE-mediated phenotype.<sup>36</sup> Large-scale observational studies are also lacking.

was used as the case scenario on the review published on “How to interpret guidelines.”<sup>57</sup>

In cluster-randomized trials, guideline-driven treatment was reported to be more effective than free treatment choice.<sup>58,59</sup> Moreover, guidelines (in AR or asthma) have led to a better understanding of the treatment of the disease and have had an important teaching role that has led to a change in the management.<sup>49</sup> Evidence from direct patient data, however, suggests that guidelines are not sufficiently followed, possibly because they would need to be closer to patients’ concerns.

### Combining information from RCTs with real-world data studies

The applicability of the results of RCTs is restricted because of some serious issues (Table II).<sup>9</sup>

There is an increasing trend to use person-centered care to inform the clinical practice, especially as RCTs are often limited to the generalizability and applicability of results.<sup>61</sup> The trade-off that is made is one between risk of bias, primarily selection and confounding bias, and applicability. Ideally, both types of evidence are merged in a way to reduce bias and increase applicability.<sup>9</sup>

pure subpopulations of white blood cells in immune system disorders pending. Y. Okamoto reports personal fees from Torii Pharmaceutical Co., Ltd, personal fees from Tanabe-Mitsubishi Pharmaceutical Co., Ltd, personal fees from Kirin Holdings Co., Ltd, personal fees from Novartis Co., Ltd, personal fees from Allergologisk Laboratorium København, personal fees from Shionogi Co., Ltd, personal fees from Stallergenes-Greer, and personal fees from Diichi-Sankyo, outside the submitted work. B. Cvetkovski reports personal fees from GSK Pty Ltd, personal fees from Viatrix, and personal fees from Sanofi, outside the submitted work. F. M. Tan reports personal fees from Intermed, Pediatrica, A. Menarini, Nestle, and Cathay Drug; honoraria for lectures/presentations and/or module development; and is the board member (Secretary) of the Philippine Society of Allergy, Asthma and Immunology. The rest of the authors declare that they have no relevant conflicts of interest.

## THE mHealth IMPACT ON AIRWAY DISEASES

### mHealth in allergic diseases and asthma

To select apps for rhinitis, a new approach to market research was based on the automatic screening of the Apple App Store and Google Play Store using JavaScript.<sup>62</sup> Three apps were available internationally and were being used in 2021 (Vienna Pollen,<sup>63</sup> AllergyMonitor,<sup>64,65</sup> and MASK-air<sup>66</sup>).

MASK-air was developed to implement AIRWAYS-ICPs. It is an app centered around the patient<sup>48</sup> and is operational in 27 countries and 19 languages (Table E1). Approximately 35,000 users with AR and/or asthma have been registered. MASK-air has been classified as a Medical Device Regulation Class IIa. It is a good practice of DG Santé on digitally enabled, patient-centered care.<sup>24</sup> It is also a best practice of OECD (Organisation for Economic Co-operation and Development). MASK-air data have enabled large observational person-centered care studies, novel phenotype discovery, and characterization,<sup>67</sup> as well as novel insights into the management of AR.<sup>68–70</sup> MASK-air has also allowed for the development and validation of the ARIA-EAACI combined symptom-medication score for allergic diseases (CSMS) and a daily electronic asthma symptom-medication score (e-DASTHMA).<sup>71</sup>

### Messages from MASK-air in rhinitis pertinent to guideline development

Several digital studies in up to 35,000 users (39,000 weeks with 6 or 7 days of reporting and over 5000 months with over 26 days of reporting) in 27 countries enabled an assessment of AR treatments.<sup>72</sup> Their results yield important observations that should be considered in the management of AR (Table III).

The current medications for AR are centered around continuous long-term treatment, and medication registration is based on RCTs carried out for a minimum of 14 days with adherence  $\geq 70\%$ . Similar to the Global Initiative of Asthma in asthma, a novel approach to treating AR involves suggesting an as-needed treatment regimen based on the presence and severity of symptoms, as opposed to the traditional continuous treatment approach.<sup>51</sup>

### Digital health in shared decision-making

There is a complete disconnection between the physician’s prescription and the patient’s behavior for the treatment of pollen-induced AR.<sup>68</sup> The vast majority of allergists prescribe medications for the entire season, recommending the patient to use them regularly, even on days with few symptoms. Some allergists prescribe a preseason treatment without clear evidence of efficacy.<sup>79</sup> On the other hand, the vast majority of patients use

Received for publication April 16, 2024; revised June 16, 2024; accepted for publication June 25, 2024.

Available online July 4, 2024.

Corresponding author: Jean Bousquet, MD, Institute of Allergology, Charité—Universitätsmedizin Berlin, Campus Benjamin Franklin, Hindenburgdamm 30, Haus II, Berlin 12203, Germany. E-mail: [jean.bousquet@orange.fr](mailto:jean.bousquet@orange.fr).

2213-2198

© 2024 The Authors. Published by Elsevier Inc. on behalf of the American Academy of Allergy, Asthma & Immunology. This is an open access article under the CC BY license (<http://creativecommons.org/licenses/by/4.0/>).

<https://doi.org/10.1016/j.jaip.2024.06.040>

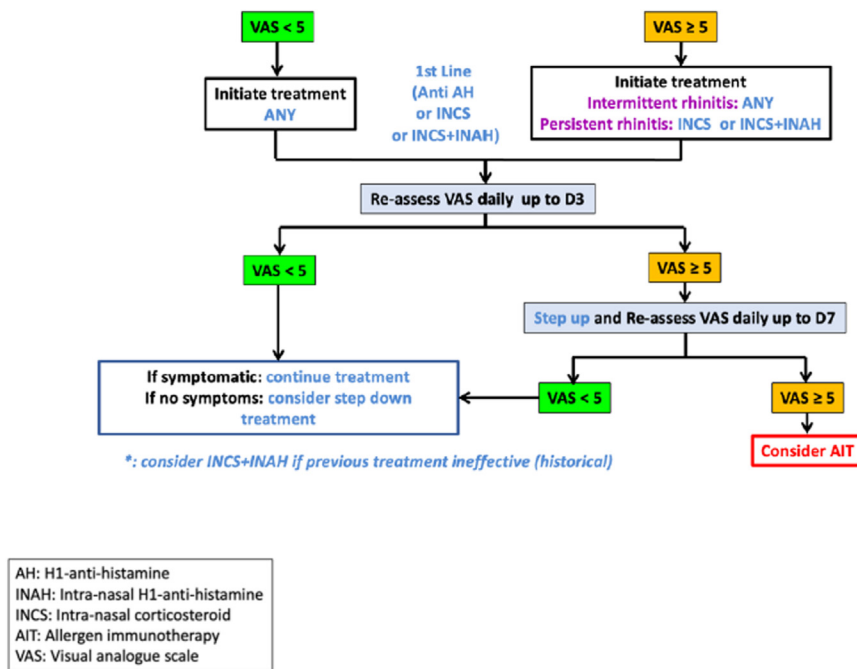


FIGURE 1. Management algorithm of untreated symptomatic patients using control (VAS). Reprinted with permission from Bousquet et al.<sup>41</sup>

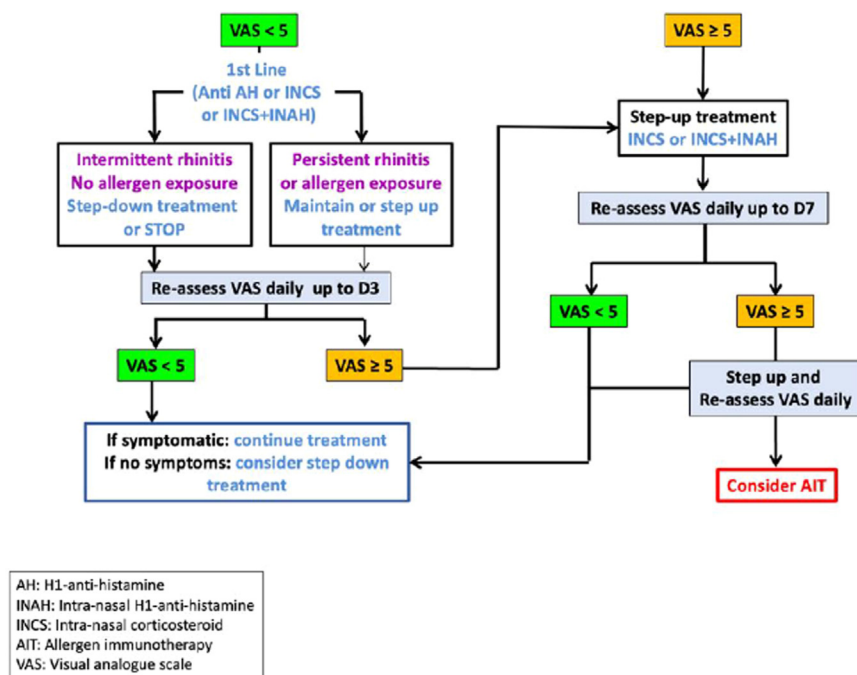


FIGURE 2. Management algorithm of treated symptomatic patients using control (VAS). Reprinted with permission from Bousquet et al.<sup>41</sup>

their medications on demand, when their AR is not well controlled. They do not follow the guidelines.<sup>47,48</sup>

When physicians are patients themselves, they behave like patients when they treat their own AR and do not follow the prescriptions they would usually recommend to their patients.<sup>80</sup> Health literacy is an important component of adherence to medications,<sup>81,82</sup> but, given the behavior of allergists as patients,

it appears that other factors are also important. Human behavior appears to be a major driver of adherence.

The shift from a paternalistic model of health care to a doctor-patient relationship (in which the doctor and patient make shared decisions [SDM]) requires an actively involved patient who takes responsibilities.<sup>83,84</sup> Rather than being passive, mHealth solutions provide the opportunity for the patient to be

**TABLE II.** Some weaknesses of randomized controlled trials (RCTs) of rhinitis interventions

	RCT	Putative problems
Severity/control	The worst controlled patients	The recommendations may not apply to patients with mild or partly controlled symptoms that represent the largest population of patients
Patient selection criteria	Asthma usually excluded	<ul style="list-style-type: none"> <li>• Treatment differences exist in patients with rhinitis alone or rhinitis and asthma</li> <li>• However, patients with uncontrolled disease may respond equally</li> <li>• Do not consider the patient's experience with previous treatments</li> </ul>
	Other exclusion criteria	Less than 10% of patients seen in primary care can be enrolled in RCTs <sup>60</sup>
Adherence to treatment	In most studies $\geq 70\%$	Only a small subset of patients with rhinitis is adherent $\geq 70\%$

**TABLE III.** Patient-centered lessons in rhinitis provided by MASK-air data

<ul style="list-style-type: none"> <li>• Patients are poorly adherent to treatment.<sup>73,74</sup></li> <li>• Most patients with allergic rhinitis use on-demand treatment when they are suboptimally controlled. This is suggested by the fact that days on which patients do not take medications are usually well controlled.<sup>68,72,73,75,76</sup> Switching of treatment is common.<sup>68,75</sup></li> <li>• The vast majority of patients do not follow the prescriptions of their physicians, who, often, do not follow guidelines.<sup>72-74</sup> Medication use peaked during the pollen season in all of the investigated European countries,<sup>76</sup> whereas cultural behaviors, assessed using Google Trends,<sup>77</sup> differed. Oral antihistamines (OAH) were the most common medications reported in monotherapy and combined medications (comedication). This is against guideline recommendations and does not accord with the dispensing of medications (over-the-counter and prescribed) in the pharmacy.<sup>77</sup></li> <li>• On most of the days with patients reporting worse control, an increased number of medications are used.<sup>68-70,72,73</sup> This accords with the concept of Severe Chronic Upper Airway Disease.<sup>78</sup></li> <li>• Days with OAH monotherapy are associated with a poorer level of control than days with intranasal corticosteroid (INCS)-containing medications. Days with INCS are associated with a poorer control than those with azelastine-fluticasone (MPAzeFlu).<sup>72,73</sup> Days with comedication use are associated with a poorer level of control than those reporting monotherapy.<sup>68-70,72,73</sup></li> </ul>
---

an active participant in his or her health.<sup>85,86</sup> Informed self-management is a crucial aspect of patient care in AR, but, as evidenced by MASK-air, most patients do not adhere to the recommended treatment regimens.<sup>68</sup>

### USE OF ARTIFICIAL INTELLIGENCE IN GUIDELINE DEVELOPMENT

In the future, artificial intelligence (AI) is most likely to have an important impact on guideline development. Currently, it is already adept at expediting the evidence synthesis and translating content between languages, but also generating plain language summaries. If used appropriately (eg, using Retrieval Augmented Generation), it can help patients navigate contents of the guidelines.

ARIA 2024 will use ChatGPT in two different ways for question generation: (i) we will prompt ChatGPT to either assume the role of a patient or of a healthcare provider and provide relevant guideline questions in the

PICO format; (ii) we will retrieve popular queries on allergic rhinitis using Google Trends and use ChatGPT to classify these queries into those conveying potentially relevant questions versus those not conveying questions (queries identified as potentially conveying relevant questions will then be manually transformed into guideline questions in the PICO format).

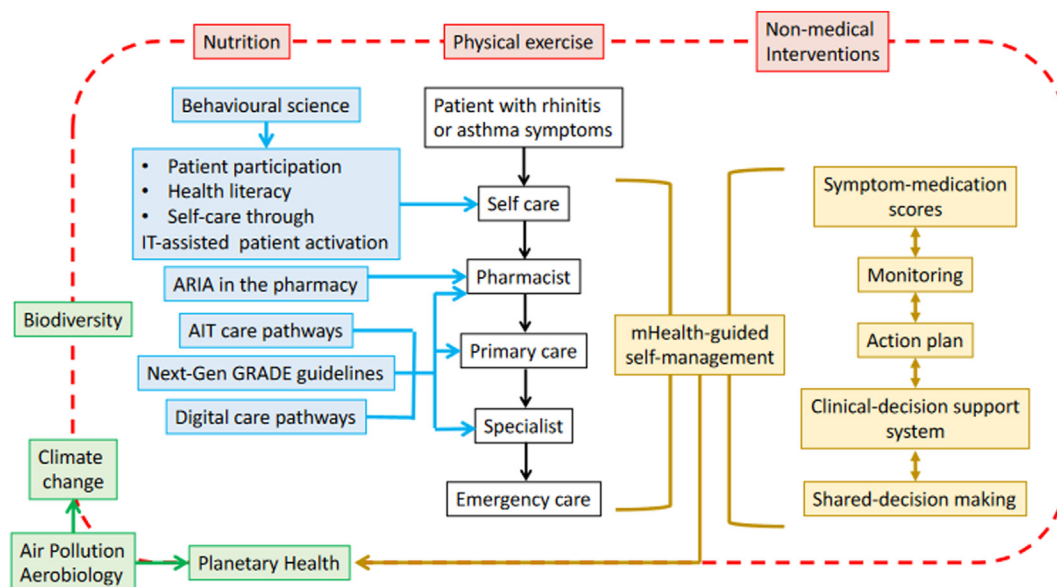
In the future, AI-based methods may be used to support the analysis of real-world data (including direct patient data from MASK-air), allowing us to obtain findings that may support the development of guideline recommendations.

### PATIENT VALUES AND PREFERENCES

Healthcare interventions typically result in benefits and harms. Patients' values and preferences concern the relative importance patients place on specific benefits and harms. Taking them into account is therefore essential for patient-centered guidelines. For example, in AR, antihistamines can lead to reduced allergy symptoms (benefits) and to an increased risk of side effects (risks). In order to formulate recommendations on antihistamines, we would need to consider the importance that patients attribute to the possibility of having their nasal symptoms improved over the risk of having mild side effects. Values and preferences can be quantitatively measured using different approaches, the most common of which involves utilities. Given that values and preferences are one of the criteria of the GRADE EtD framework, they will be considered in the context of the ARIA guidelines. In fact, a systematic review of patients' values and preferences for health states in AR has been conducted.<sup>87</sup> The results of this systematic review will be considered when judging the balance of effects when comparing different interventions. For example, in the comparison between 2 equally safe treatments, we will say that a treatment that results in a greater improvement in nasal symptoms may be favored over another that results in a greater improvement in ocular symptoms (as patients tend more often to rate nasal symptoms as more important than ocular symptoms).

### FROM GUIDELINES TO DCPs

ICPs are structured multidisciplinary care plans detailing the key steps of patient care.<sup>88</sup> They promote the translation of guideline recommendations into local protocols and their application to the clinical practice. They may be of particular interest in patients with multimorbidities because guidelines often fail to adequately address their specific needs and



**FIGURE 3.** Digital care pathways in rhinitis and asthma and the evidence ecosystem. *AIT*, Allergen immunotherapy; *ARIA*, Allergic Rhinitis and its Impact on Asthma; *GRADE*: Grading of Recommendations, Assessment, Development and Evaluation. Reprinted with permission from Bousquet et al.<sup>1</sup>

concerns.<sup>89,90</sup> ICPs should be carried out by a multidisciplinary team including physicians, pharmacists,<sup>91,92</sup> and allied healthcare professionals.<sup>93</sup> ICPs should integrate recommendations from clinical practice guidelines, but they usually (1) enhance recommendations by combining interventions, integrating quality assurance, and (2) describe care coordination. Self-care and SDM are at the forefront of ICPs with the aim of empowering patients and their (professional/lay) caregivers.

DCPs should incorporate all the steps of disease management in a multisectoral ICP using digital technologies. In ARIA 2019-2022, several consensus documents were produced for ICPs:<sup>15,94,95</sup> ARIA in the pharmacy,<sup>96-98</sup> allergen immunotherapy (AIT),<sup>99,100</sup> and next-generation guidelines.<sup>6</sup> However, DCPs need to embed environmental triggers<sup>101,102</sup> and extend their recommendations to nonmedical treatments.<sup>103</sup> Indoor and outdoor pollution are important to include, but it is not known whether air pollution increases the severity of AR and/or its prevalence.<sup>104-106</sup> Biodiversity, climate change,<sup>107</sup> and Planetary Health should also be considered (Figure 3).<sup>52,108-110</sup>

### EMBEDDING PLANETARY HEALTH AND NATURE DEFICIENCY IN THE ARIA FRAMEWORK

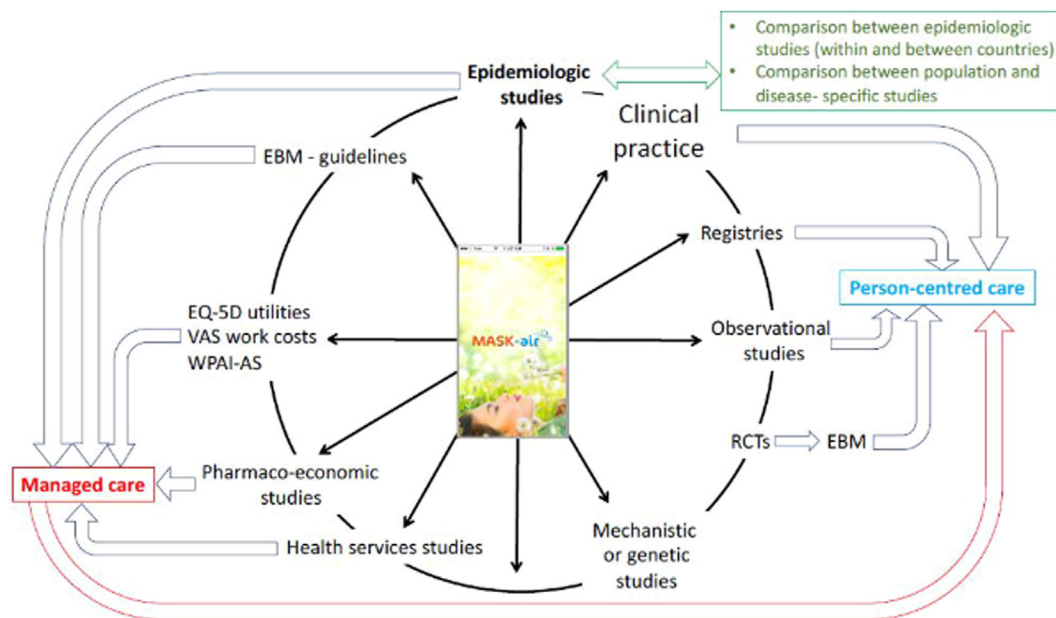
There is an urgent need to safeguard our planet and our health in line with the Declaration of Helsinki.<sup>109,111</sup> To protect human health in the Anthropocene epoch, human health and the health of the Planet should go together.<sup>112,113</sup> In AR, as in other chronic diseases, it is important to understand both its close connection to natural systems and how much AR care affects the health of the Planet. *Nature (biodiversity) loss* is the loss or decline of the state of nature.<sup>114</sup> A novel concept, *nature deficiency*, refers to nature loss in the human body influencing health. The urban-like environment and lifestyle have weakened the connection of the human body as an ecosystem to wider ecosystems.

ARIA has already been involved in these actions that now need to be deployed to citizens. During the high-level meeting (Finnish Presidency of the EU and DG Research) on Planetary Health,<sup>109,111</sup> there was a session on MASK-air in the frame of Impact of air POLLution on Asthma and Rhinitis (POLLAR).<sup>52</sup> MASK-air is one of the partners of a new Horizon Europe grant, CATALYSE (grant agreement number 101057131).<sup>53</sup> One of the CATALYSE aims is to develop early warning systems and predictive models to improve the effectiveness of adaptation strategies to climate change, including a specific tool for AR.

The ARIA 2024 guidelines will attempt to embed considerations of Planetary Health into guideline development by including it in the EtD framework for the formulation of recommendations. When producing guideline recommendations, one aspect that will be taken into account will be how the interventions fare in terms of their impact on planetary health. For example, for comparisons between intranasal versus oral treatments, aspects such as the global warming potential and ozone depletion potential of the different packaging types will be assessed. However, while we begin piloting this, the methodological approaches necessary to embed Planetary Health into guidelines are under development.<sup>110</sup>

### NOVEL CLASSIFICATION OF RHINITIS AND ASTHMA

Allergic diseases (asthma, AR, and atopic dermatitis in early life) are associated with allergen-specific IgE and nonallergic mechanisms that may coexist. These diseases tend to cluster, and patients present concomitant or consecutive diseases (multimorbidity). Substantial clinical and immunological differences exist between mono- and polysensitized subjects.<sup>115,116</sup> The concept of “one-airway-one-disease,” coined over 20 years ago,<sup>3</sup> is a simplistic approach of the links between upper- and lower-airway allergic diseases.<sup>117</sup> Moreover:



**FIGURE 4.** Impact of the interaction between MASK-air and population studies. *EBM*, evidence-based medicine; *MASK*, Mobile Airways Sentinel network; *RCT*, randomized controlled trial; *VAS*, visual analog scale; *WPAI-AS*, work productivity and activity impairment allergic specific.

- The clinical observations that led to ARIA clearly indicated that only 30% of patients with rhinitis have asthma, whereas most patients with asthma have rhinitis.<sup>118,119</sup>
- In birth and children’s cohorts, mono- and polysensitization to different allergens represent expressions of distinct diseases.<sup>120,121</sup> Compared with monosensitization, polysensitization was linked to more robust global IgE response, disease phenotypes (rhinitis alone vs asthma+rhinitis), symptoms, and trajectories. Multimorbidity is partly independent of IgE sensitization, suggesting distinct causal (genomic and mechanistic) pathways.<sup>122</sup> There is an association between IgE polysensitization and multimorbidity including age of onset, number of allergic multimorbidities (conjunctivitis and atopic dermatitis), severity of disease,<sup>123</sup> eosinophil levels, and total IgE levels.
- The MASK-air study showed that there is a multimorbid phenotype (asthma+rhinitis+conjunctivitis) associated with more severe symptoms and a higher impact of symptoms on work productivity compared with the observations with individual diseases.<sup>67</sup> This phenotype was confirmed using rhinitis<sup>75</sup> or asthma<sup>124</sup> to perform cluster analyses.
- These data were confirmed in canonical epidemiologic studies.<sup>125,126</sup> Rhinitis and rhinoconjunctivitis are separate diseases. The extreme allergy phenotype including asthma+rhinitis+conjunctivitis has been confirmed.<sup>127-133</sup> For all parameters studied, multimorbidity differs from asthma or rhinitis alone. In the French general population epidemiologic study, Constances, participants with asthma+rhinitis had more severe symptoms than those with rhinitis alone as well as an earlier age of onset.<sup>133</sup> This suggests that multimorbidity behaves differently than rhinitis alone.
- Genomic findings: Two methods (transcriptomics and RNA sequencing) yielded the same results in 2 different cohorts (Mechanisms of the Development of Allergy and Epigenetic Variation and Childhood Asthma in Puerto Ricans):

multimorbidity was associated with 7 genes of T2 signaling: *IL5* (eosinophils) and *IL33* (polysensitization and eosinophilia).<sup>134</sup> A total of 27 genes were identified for rhinitis alone and included Toll-like receptors (TLR) and IL-17. These studies suggest that rhinitis alone is a local IL-17-driven disease, whereas T2-associated rhinitis+asthma are systemic IL-33-driven diseases. There are shared epigenetic patterns of allergic multimorbidities, but, in children, these patterns were found only in rhinitis+asthma (and not in asthma alone).

- There are therapeutic differences between patients with rhinitis and patients with rhinitis+asthma. Multimorbid patients more often reported a treatment with intranasal corticosteroids and oral antihistamines,<sup>133</sup> which is associated with poor control.<sup>70</sup> In MASK-air, the comedication pattern was associated with a poorer rhinitis control than in monotherapy.<sup>68,72</sup> In the CSMS, the distinction between rhinitis and asthma+rhinitis was clear with large effect sizes.

These studies lead to the recognition of 2 distinct diseases: rhinitis alone (local, IL-17, and TLR associated) and rhinitis+asthma (systemic and IL-33 associated) with almost no overlap.<sup>117</sup> This new classification needs to be integrated in guideline development, namely by providing—whenever justified—recommendations for patients with rhinitis alone versus rhinitis with asthma.

### REAL-LIFE DATA FROM POPULATION-BASED STUDIES

Embedding MASK-air data from general population studies allows the bridging of several fields to assess the relevance of RCTs, observational studies, registries, research in the general population, and others. It appears to be particularly important to compare population and disease-specific epidemiologic studies as an essential step for person-centered care (Figure 4).

**TABLE IV.** Potential implications of the allergy combined symptom-medication score (CSMS)

1 <i>Clinical practice</i>
<ul style="list-style-type: none"> <li>• Indication of a treatment in stratified patients</li> <li>• Follow-up of a treatment and early stopping rule</li> <li>• Follow-up of a treatment and regular review of efficacy</li> <li>• Follow-up of the patient when the treatment is stopped</li> <li>• Reintroduction and follow-up of the treatment in patients who relapsed</li> </ul>
2 <i>Randomized controlled trials (RCTs)</i> : mHealth biomarkers are currently exploratory end points but may become primary end points mimicking real life after validation.
3 <i>Observational studies</i> can triangulate RCTs and make a link with the clinical practice.
4 <i>Direct-patient data (real-world data)</i> are the data relating to patient health status and/or the delivery of health care routinely collected from a variety of sources including apps. These data can be obtained by performing large simple trials and pragmatic clinical trials.
5 <i>Epidemiologic studies</i> will use the same approach to better relate RCTs and the clinical practice.
6 <i>Allergen challenge</i> can triangulate RCTs and make a link with the clinical practice.

From Bousquet et al.<sup>135</sup>

## THE ARIA-EAACI STRATEGY FOR THE MANAGEMENT OF AIRWAY DISEASES USING DIGITAL BIOMARKERS

Biomarkers for the diagnosis, treatment, and follow-up of patients with asthma or rhinitis are urgently needed. Although some biologic biomarkers exist in specialist care for asthma (eg, sputum eosinophils or fractional exhaled nitric oxide), they cannot be largely used in primary care. There are no validated biomarkers in rhinitis or AIT that can be used in the clinical practice. The digital transformation of health and health care (including mHealth) places the patient at the center of the health system and is likely to optimize the practice of allergy. ARIA and EAACI developed a task force aimed at proposing digital biomarkers that can be easily used for different purposes in AR and asthma and that form a bridge between the clinical practice, RCTs, and allergen challenges.<sup>135</sup> Using the MASK-air app as a model, a daily electronic CSMS for allergic diseases<sup>136</sup> and asthma (e-DASTHMA)<sup>71</sup> was embedded in a strategy similar to the diabetes approach for disease control. The potential implications for the management of allergic respiratory diseases were proposed (Table IV).

In diabetes, 2 types of biomarkers are defined to monitor disease control.<sup>137,138</sup> The daily control monitoring is assessed using glycemia measurement and longer-term monitoring using glycated hemoglobin (HbA1c) measurement. It is recommended that both tests should be used to optimize diabetes management. By analogy with the diabetes approach, 2 types of patient-centered digital biomarkers are available for rhinitis and asthma:

- Long-term monitoring using control scores (analogous to HbA1c measurement): CARAT (Control of Allergic Rhinitis and Asthma Test)<sup>139-141</sup> is proposed as it combines rhinitis and asthma control. Furthermore, there is a recall period of 4 weeks, whereas many other rhinitis (eg, Allergic Rhinitis Control Test<sup>142</sup> and Rhinitis Control Assessment Test<sup>143</sup>) or asthma (eg, Asthma Control Questionnaire<sup>144</sup>) control questionnaires are based on a 1-week recall period. The Asthma

Control Test is based on a 4-week period.<sup>145</sup> These questionnaires, however, do not fully capture the control in patients with fluctuating symptoms (particularly those with severe asthma).

- Daily monitoring of the control (analogous to glycemia measurement): This can be measured using the ARIA-EAACI allergy CSMS<sup>136</sup> or the e-DASTHMA.<sup>71</sup>

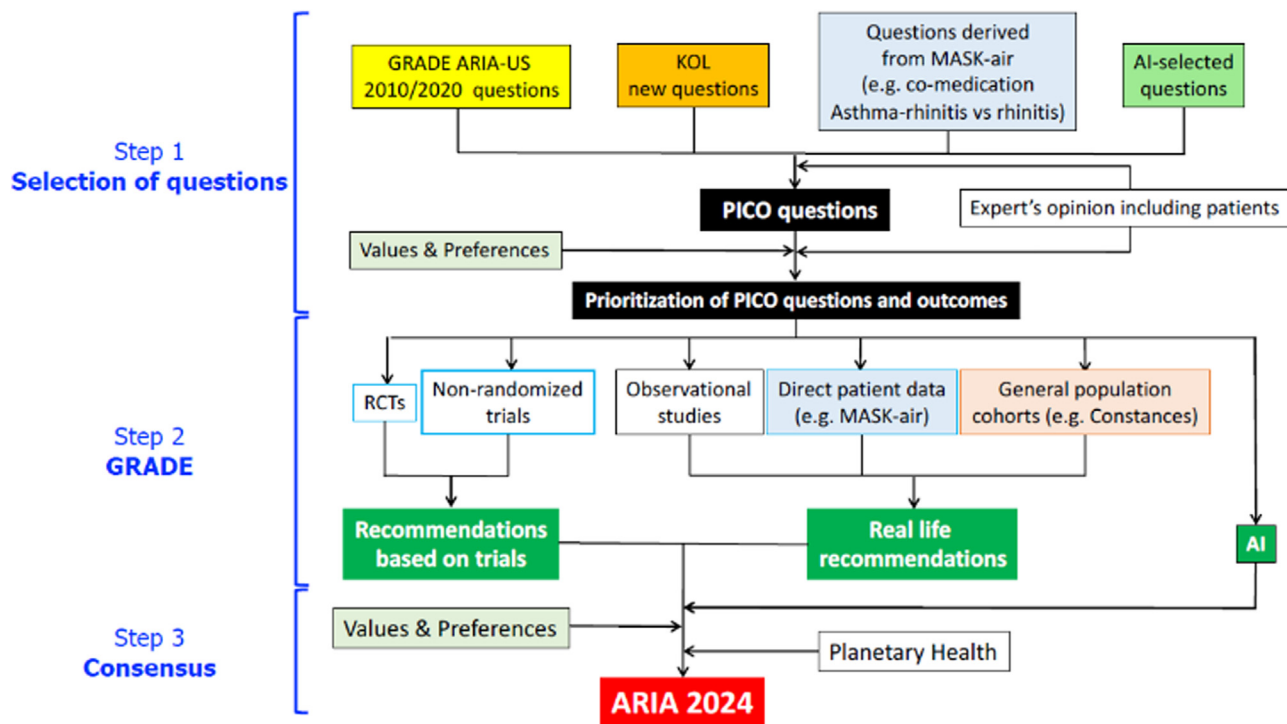
## DEVELOPMENT OF DIGITALLY ENABLED, ARIA PERSON-CENTERED CARE

The development of guidelines according to the GRADE methodology involves a stepwise approach resulting in the formulation of recommendations for a set of selected questions. For ARIA, we propose the development of guidelines that are (1) digitally enabled, by formally integrating into the guideline development process real-life data obtained from mobile apps such as MASK-air and web searches; (2) person-centered, by taking into account patients' values and preferences when issuing recommendations (as recommended by GRADE); and (3) AI-assisted, by formally integrating large language models (LLMs) into the guideline development process (Figure 5).

### Generation and prioritization of PICO questions (step 1)

**Question generation.** Questions for the ARIA guidelines will follow the Population, Interventions, Comparators, and Outcomes (PICO) framework. In the first phase, questions to be considered by the panel members will be:

- (1) Questions developed for ARIA 2010<sup>4</sup> and 2016.<sup>5</sup>
- (2) Questions suggested by panel members: Panel members will suggest questions that have not been considered in ARIA 2010 or 2016, which may include some of the questions of the US practice parameters.<sup>8</sup>
- (3) Real-life data-driven questions: Studies based on MASK-air data will be systematically assessed by 2 independent members of the methodology team. In addition, AR-related popular queries will be obtained using Google Trends, as web searches may provide a glimpse into what is of most interest to internet users and, therefore, contribute to the development of patient-centered guidelines. Foreground questions will be developed based on (i) the hypotheses and conclusions in MASK-air studies and (ii) the search queries on Google Trends.
- (4) AI-assisted questions: LLMs, namely ChatGPT (version 4.0; OpenAI, San Francisco, Calif), will be used for the generation of direct guideline questions (Sousa-Pinto et al.<sup>146</sup>). In addition, ChatGPT will be used to help with processing and classifying Google Trends queries. In detail, we will use ChatGPT in 2 different ways for question generation: (i) we will prompt ChatGPT to either assume the role of a patient or of a healthcare provider and provide relevant guideline questions in the PICO format; (ii) we will retrieve popular queries on AR using Google Trends and use ChatGPT to classify these queries into those conveying potentially relevant questions versus those not conveying questions (queries identified as potentially conveying relevant questions will then be manually transformed into guideline questions in the PICO format).



**FIGURE 5.** Stepwise approach for the development of the ARIA 2024 recommendations. *AI*, Artificial intelligence; *ARIA*, Allergic Rhinitis and its Impact on Asthma; *GRADE*: Grading of Recommendations, Assessment, Development and Evaluation; *KOL*, key opinion leader; *MASK*, Mobile Airways Sentinel network; *PICO*, Population, Interventions, Comparators, and Outcomes; *RCT*, randomized controlled trials.

A consensus meeting to review the set of proposed questions will be held before question prioritization.

**Question prioritization.** Panel members will be asked to use a visual analog scale (VAS) to rate the priority of each question on a scale of 1 to 9. The ratings will be reviewed by panel co-chairs and the results discussed in a panel meeting. A consensus will then be reached with regard to the questions to be approached in the guidelines.

**Outcome generation and prioritization.** The questions described previously will also include a list of potential patient-important outcomes identified by the co-chairs, panel suggestions, and a systematic review of patients' values and preferences (Brozek et al.,<sup>87</sup>). Panel members will be asked to use a VAS to rate the priority of each outcome. To ensure that panel members envision the same outcome when discussing the evidence, we will develop health-outcome descriptors to create common definitions that describe the outcomes with respect to symptoms, time horizon, testing and treatment, and consequences (R.J. Vieira, MD, personal communication, 2024).

**From evidence to recommendations and digitally enabled, ARIA person-centered care (steps 2 and 3)**

For each of the prioritized guideline questions, new or updated systematic reviews of RCTs will be conducted to obtain the best available evidence. In the GRADE approach, incorporation of the best available evidence for the formulation of recommendations involves the use of the EtD framework. The EtD comprises 12 criteria (including, among others, the priority of the problem,

benefits and harms, patients' values and preferences, resource use and cost-effectiveness, impact on health equity, feasibility, and acceptability), enabling each prioritized question to be answered by the formulation of recommendations. When relevant, evidence from RCTs will be complemented by:

- Evidence obtained by observational studies, including the Constances general population cohort or national health data.
- Real-life direct patient data from MASK-air: The database (currently 600,000 days) will be used to provide complementary evidence to the guideline questions, especially for subgroup analyses (eg, considering patients with AR+asthma and AR without asthma), resource use, feasibility, and acceptability of interventions. This aims to incorporate evidence more aligned with the actual experiences of patients in the decision-making process.

Importantly, the EtD framework includes patients' values and preferences as one of the criteria for decision-making. Therefore, we conducted a systematic review to synthesize and appraise all available evidence on patients' values and preferences for health outcomes associated with AR (Brozek et al., submitted), thereby allowing for panel members to issue recommendations aligned with patients' values and preferences.

**Consensus to develop the final ARIA 2024 recommendation**

A consensus will be made using recommendations obtained from EtDs of RCTs and real-life data (step 3). Importantly, the

EtD framework includes patients' values and preferences as one of the criteria for decision-making. Therefore, we conducted a systematic review to synthesize and appraise all available evidence on patients' values and preferences for health outcomes associated with AR,<sup>87</sup> thereby allowing for panel members to issue recommendations that are aligned with patients' values and preferences.

### ARIA covers all age groups (steps 2b and 3b)

As already done in ARIA 2010, special attention will be paid to children and old-age people, even though the number of RCTs or RWE studies is relatively low. A special subgroup will assess this important topic.

### THE POLITICAL AGENDA

Current digital health tools such as MASK-air were developed initially for rhinitis and asthma. However, the technology itself is generic and can be applied to other diseases (eg, the Chronic Urticaria Self Evaluation [CRUSE] mobile app in urticaria).<sup>147</sup> The digital tool enables patients to be guided for an ICP to adapt the medication based on symptom load but also to allow better SDM. The success strongly depends on the patients' adherence, particularly among the elderly, to these digital tools.

Building an alliance among patients, healthcare providers, and policymakers is therefore essential for saving healthcare costs and providing better care for the patients. Healthcare providers or insurers could offer a financial reward to encourage patients with chronic disease to use digital health tools. Allergic diseases are the most frequent chronic diseases in the younger population of industrialized countries. It has been shown that up to €100 billion can be saved every year in socioeconomic costs, mainly due to presenteeism, if patients are correctly treated.<sup>2</sup> Saving socioeconomic costs will not only present a short-term benefit for the healthcare system but could also result in a strong benefit for society. Therefore, an urgent need also exists for support from policymakers to optimize patient care.

Several policy-focused initiatives have been developed in collaboration with ARIA. They include the Polish Presidency of the EU (2012: Prevention and control of childhood asthma and allergy in the EU from the public health point of view),<sup>148</sup> the Vilnius Declaration (2019: Vilnius Declaration on chronic respiratory diseases: multisectoral care pathways embedding guided self-management, mHealth and air pollution in chronic respiratory diseases),<sup>149</sup> the Finnish Presidency of the EU (2019: Europe that protects),<sup>52,109,111</sup> and UCRAID (2023: Ukrainian Citizen and refugee electronic support in Respiratory diseases, Allergy, Immunology and Dermatology).<sup>150</sup> Moreover, MASK-air is a best practice of OECD for public health on integrated care for chronic diseases,<sup>151</sup> and it has been endorsed by the Ministries of Health of Ukraine (2023)<sup>150</sup> and Poland (2024).

MASK-air has recently been listed as 1 of the 13 OECD best practices of an integrated care model of key strategic interest to policymakers.<sup>152</sup> UCRAID, developed by ARIA and UCARE (Urticaria Centers of Reference and Excellence), is under the auspices of the Ukraine Ministry of Health as well as EAACI, the European Respiratory Society, the European Society of Dermatologic Research, and national societies.<sup>150</sup>

A special effort needs to be undertaken to globalize the care pathways. The first ARIA report involved low- and middle-income countries.<sup>153</sup> A specific group of members of developing countries will be involved in ARIA 2024. Smartphone ownership is growing

rapidly around the world. The International Telecommunication Union (ITU) estimates that approximately 78% of the world's population owns a smartphone, ranging from 47% in low-income countries to 70% in lower-middle-income countries and 94% in high-income countries.<sup>154</sup> The joint WHO-ITU (International Telecommunication Union) initiative "Be He@lthy, Be Mobile" for the prevention and management of noncommunicable diseases, their comorbidities, and their risk factors, including improving disease diagnosis and tracking, is of significant importance. MASK-air is one of the examples of the *Be He@lthy, Be Mobile* handbook on how to implement mBreatheFreely for asthma and chronic obstructive pulmonary disease.<sup>155</sup> The ultimate goal of the initiative would be to propose a "Universal Health Coverage," although this may be beyond the scope of ARIA 2024 (<https://www.who.int/westernpacific/health-topics/detail/universal-health-coverage>).

### Acknowledgments

J. Bousquet, H. J. Schünemann, B. Sousa-Pinto, T. Zuberbier, A. Togias, and B. Samolinski are the co-chairs of the initiative. A. Bedbrook, W. Czarlewski, M. Hofmann-Apitius, J. Litynska, R. J. Vieira, J. M. Anto, J. A. Fonseca, J. Brozek, A. Bognanni, L. Brussino, G. W. Canonica, L. de las Vecillas, M. Dykewicz, B. Gemiciglu, C. Jacomelli, L. Klimek, G. Louis, O. Lourenco, L. Leemann, A. L. Neves, A. Nowak, Y. Palamarchuk, S. Palkonen, N. G Papadopoulos, E. Parmelli, A. M. Pereira, M. Savoré, S. K. Toppila-Salmi, M. J. Torres, A. Valiulis, M. T. Ventura, S. Williams, J. J. Yepes-Nuñez, and J. Zuberbier are members of the planning group. I. Cherez-Ojeda, A. A. Cruz, M. Giovannini, T. Haahtela, M. Jacobs, V. Kvedariene, D. E. Larenas-Linnemann, M. Morais-Almeida, K. C. Nadeau, O. Pfaar, F. S. Regateiro, L. Taborda-Barata, A. Yorgancioglu, and L. Zhang are members of the first review group. All the other authors are members of the ARIA review group.

### REFERENCES

1. Bousquet J, Anto JM, Bachert C, Baiardi I, Bosnic-Anticevich S, Walter Canonica G, et al. Allergic rhinitis. *Nat Rev Dis Primers* 2020;6:95.
2. Zuberbier T, Lotvall J, Simoons S, Subramanian SV, Church MK. Economic burden of inadequate management of allergic diseases in the European Union: a GA(2) LEN review. *Allergy* 2014;69:1275-9.
3. Bousquet J, Van Cauwenberge P, Khaltaev N. Allergic rhinitis and its impact on asthma. *J Allergy Clin Immunol* 2001;108(Suppl):S147-334.
4. Brozek JL, Bousquet J, Baena-Cagnani CE, Bonini S, Canonica GW, Casale TB, et al. Allergic Rhinitis and its Impact on Asthma (ARIA) guidelines: 2010 revision. *J Allergy Clin Immunol* 2010;126:466-76.
5. Brozek JL, Bousquet J, Agache I, Agarwal A, Bachert C, Bosnic-Anticevich S, et al. Allergic Rhinitis and its Impact on Asthma (ARIA) guidelines—2016 revision. *J Allergy Clin Immunol* 2017;140:950-8.
6. Bousquet J, Schunemann HJ, Togias A, Bachert C, Erhola M, Hellings PW, et al. Next-generation Allergic Rhinitis and Its Impact on Asthma (ARIA) guidelines for allergic rhinitis based on Grading of Recommendations Assessment, Development and Evaluation (GRADE) and real-world evidence. *J Allergy Clin Immunol* 2020;145:70-80.e3.
7. Dykewicz MS, Wallace DV, Baroody F, Bernstein J, Craig T, Finegold I, et al. Treatment of seasonal allergic rhinitis: an evidence-based focused 2017 guideline update. *Ann Allergy Asthma Immunol* 2017;119:489-511.e41.
8. Dykewicz MS, Wallace DV, Amrol DJ, Baroody FM, Bernstein JA, Craig TJ, et al. Rhinitis 2020: a practice parameter update. *J Allergy Clin Immunol* 2020;146:721-67.
9. US Food and Drug Administration. Real-world data (RWD) and real-world evidence (RWE) are playing an increasing role in health care decisions. Accessed August 2, 2022. <https://www.fda.gov/science-research/science-and-research-special-topics/real-world-evidence>
10. Bousquet J, Addis A, Adcock I, Agache I, Agustí A, Alonso A, et al. Integrated care pathways for airway diseases (AIRWAYS-ICPs). *Eur Respir J* 2014;44:304-23.

11. Bousquet J, Barbara C, Bateman E, Bel E, Bewick M, Chavannes NH, et al. AIRWAYS-ICPs (European Innovation Partnership on Active and Healthy Ageing) from concept to implementation. *Eur Respir J* 2016;47:1028-33.
12. Bousquet J, Dahl R, Khaltaev N. Global alliance against chronic respiratory diseases. *Allergy* 2007;62:216-23.
13. Yorgancioglu A, Khaltaev N, Bousquet J, Varghese C. The Global Alliance Against Chronic Respiratory Diseases: journey so far and way ahead. *Chin Med J (Engl)* 2020;133:1513-5.
14. Cherez-Ojeda I, Bousquet J, Sarfraz Z, Sarfraz A, Rodriguez Gonzales M, Bedbrook A, et al. Exploring the role of information and communication technologies in allergic rhinitis in specialist centers: patient perspectives on usefulness, value, and impact on healthcare. *Clin Transl Allergy* 2024;14:e12325.
15. Bousquet JJ, Schunemann HJ, Togias A, Erhola M, Hellings PW, Zuberbier T, et al. Next-generation ARIA care pathways for rhinitis and asthma: a model for multimorbid chronic diseases. *Clin Transl Allergy* 2019;9:44.
16. International Alliance of Patients' Organizations. The global voice for patient-centred healthcare. Accessed October 5, 2020. <https://www.iapo.org.uk>
17. Mulley AG Jr. The global role of health care delivery science: learning from variation to build health systems that avoid waste and harm. *J Gen Intern Med* 2013;28(Suppl 3):S646-53.
18. American Geriatrics Society Expert Panel on Person-Centered Care. Person-centered care: a definition and essential elements. *J Am Geriatric Soc* 2016;64:15-8.
19. Hakansson E, Holmstrom I, Kumlin T, Kamiski E. Same same or different? A review of reviews of person-centred and patient-centred care. *Patient Educ Concel* 2019;1:3-11.
20. Granstrom E, Wannheden C, Brommels M, Hvitfeldt H, Nystrom ME. Digital tools as promoters for person-centered care practices in chronic care? Healthcare professionals' experiences from rheumatology care. *BMC Health Serv Res* 2020;20:1108.
21. Brice S, Almond H. Health professional digital capabilities frameworks: a scoping review. *J Multidiscip Healthc* 2020;13:1375-90.
22. Rosengren K, Brannefors P, Carlstrom E. Adoption of the concept of person-centred care into discourse in Europe: a systematic literature review. *J Health Organ Manag* 2021;35:265-80.
23. Agarwal A, Chen L, Capozza K, Roberts A, Golden DBK, Shaker MS, et al. Trustworthy patient-centered guidelines: insights from atopic dermatitis and a proposal for the future. *J Allergy Clin Immunol Pract* 2022;10:2875-7.
24. Bousquet J, Bedbrook A, Czarlewski W, Onorato GL, Arnavielhe S, Laune D, et al. Guidance to 2018 good practice: ARIA digitally-enabled, integrated, person-centred care for rhinitis and asthma. *Clin Transl Allergy* 2019;9:16.
25. Liva GA, Karatzanis AD, Prokopakis EP. Review of rhinitis: classification, types, pathophysiology. *J Clin Med* 2021;10:3183.
26. Bousquet J, Fokkens W, Burney P, Durham SR, Bachert C, Akdis CA, et al. Important research questions in allergy and related diseases: nonallergic rhinitis: a GA2LEN paper. *Allergy* 2008;63:842-53.
27. Brandt D, Bernstein JA. Questionnaire evaluation and risk factor identification for nonallergic vasomotor rhinitis. *Ann Allergy Asthma Immunol* 2006;96:526-32.
28. Bernstein JA, Bernstein JS, Makol R, Ward S. Allergic rhinitis: a review. *JAMA* 2024;331:866-77.
29. Bernstein JA, Levin LS, Al-Shuik E, Martin VT. Clinical characteristics of chronic rhinitis patients with high vs low irritant trigger burdens. *Ann Allergy Asthma Immunol* 2012;109:173-8.
30. Segboer C, Gevorgyan A, Avdeeva K, Chusakul S, Kanjanaumporn J, Aejumjaturapat S, et al. Intranasal corticosteroids for non-allergic rhinitis. *Cochrane Database Syst Rev* 2019;2019:CD010592.
31. Pang JC, Vasudev M, Du AT, Nottoli MM, Dang K, Kuan EC. Intranasal anticholinergics for treatment of chronic rhinitis: systematic review and meta-analysis. *Laryngoscope* 2023;133:722-31.
32. El Khoury P, Abou Hamad W, Khalaf MG, El Hadi C, Assily R, Rassi S, et al. Ipratropium bromide nasal spray in non-allergic rhinitis: a systematic review and meta-analysis. *Laryngoscope* 2023;133:3247-55.
33. Khoueir N, Khalaf MG, Assily R, Rassi S, Hamad WA. Intranasal antihistamines in the treatment of idiopathic non-allergic rhinitis: a systematic review and meta-analysis. *Rhinology* 2023;61:290-6.
34. Banov CH, Lieberman P, Vasomotor Rhinitis Study G. Efficacy of azelastine nasal spray in the treatment of vasomotor (perennial nonallergic) rhinitis. *Ann Allergy Asthma Immunol* 2001;86:28-35.
35. Testera-Montes A, Salas M, Palomares F, Ariza A, Torres MJ, Rondon C, et al. Local respiratory allergy: from rhinitis phenotype to disease spectrum. *Front Immunol* 2021;12:691964.
36. Campo P, Canonica GW. Local allergic rhinitis. *J Allergy Clin Immunol Pract* 2024;12:1430-3.
37. Shekelle PG, Woolf SH, Eccles M, Grimshaw J. Clinical guidelines: developing guidelines. *BMJ* 1999;318:593-6.
38. Bousquet J, Khaltaev N, Cruz AA, Denburg J, Fokkens WJ, Togias A, et al. Allergic Rhinitis and its Impact on Asthma (ARIA) 2008 update (in collaboration with the World Health Organization, GA(2)LEN and AllerGen). *Allergy* 2008;63(Suppl 86):8-160.
39. Members of the Workshops. ARIA in the pharmacy: management of allergic rhinitis symptoms in the pharmacy. Allergic rhinitis and its impact on asthma. *Allergy* 2004;59:373-87.
40. Bousquet J, Schunemann HJ, Samolinski B, Demoly P, Baena-Cagnani CE, Bachert C, et al. Allergic Rhinitis and its Impact on Asthma (ARIA): achievements in 10 years and future needs. *J Allergy Clin Immunol* 2012;130:1049-62.
41. Bousquet J, Schunemann HJ, Hellings PW, Arnavielhe S, Bachert C, Bedbrook A, et al. MACVIA clinical decision algorithm in adolescents and adults with allergic rhinitis. *J Allergy Clin Immunol* 2016;138:367-374.e2.
42. Courbis AL, Murray RB, Arnavielhe S, Caimmi D, Bedbrook A, Van Eerd M, et al. Electronic clinical decision support system for allergic rhinitis management: MASK e-CDSS. *Clin Exp Allergy* 2018;48:1640-53.
43. US Food and Drug Administration. Use of Real-World Evidence to Support Regulatory Decision-Making for Medical Devices. Guidance for Industry and Food and Drug Administration Staff. Bethesda, MD: US Food and Drug Administration; 2017.
44. Sherman RE, Anderson SA, Dal Pan GJ, Gray GW, Gross T, Hunter NL, et al. Real-world evidence—What is it and what can it tell us? *N Engl J Med* 2016;375:2293-7.
45. Briere JB, Bowrin K, Taieb V, Millier A, Toumi M, Coleman C. Meta-analyses using real-world data to generate clinical and epidemiological evidence: a systematic literature review of existing recommendations. *Curr Med Res Opin* 2018;34:2125-30.
46. Bousquet J, Hellings PW, Agache I, Bedbrook A, Bachert C, Bergmann KC, et al. ARIA 2016: care pathways implementing emerging technologies for predictive medicine in rhinitis and asthma across the life cycle. *Clin Transl Allergy* 2016;6:47.
47. Bousquet J, Anto JM, Annesi-Maesano I, Dedeu T, Dupas E, Pepin JL, et al. POLLAR: Impact of air POLLution on Asthma and Rhinitis; a European Institute of Innovation and Technology Health (EIT Health) project. *Clin Transl Allergy* 2018;8:36.
48. Bousquet J, Arnavielhe S, Bedbrook A, Bewick M, Laune D, Mathieu-Dupas E, et al. MASK 2017: ARIA digitally-enabled, integrated, person-centred care for rhinitis and asthma multimorbidity using real-world-evidence. *Clin Transl Allergy* 2018;8:45.
49. Bousquet J, Hellings PW, Agache I, Amat F, Annesi-Maesano I, Ansotegui IJ, et al. Allergic Rhinitis and its Impact on Asthma (ARIA) phase 4 (2018): change management in allergic rhinitis and asthma multimorbidity using mobile technology. *J Allergy Clin Immunol* 2019;143:864-79.
50. Bousquet J, Farrell J, Illario M, ARIA-MASK study group. Aligning the good practice MASK with the objectives of the European Innovation Partnership on Active and Healthy Ageing. *Allergy Asthma Immunol Res* 2020;12:238-58.
51. Bousquet J, Toumi M, Sousa-Pinto B, Anto JM, Bedbrook A, Czarlewski W, et al. The Allergic Rhinitis and its Impact on Asthma (ARIA) approach of value-added medicines: as-needed treatment in allergic rhinitis. *J Allergy Clin Immunol Pract* 2022;10:2878-88.
52. Bousquet J, Anto JM, Haahtela T, Jousilahti P, Erhola M, Basagana X, et al. Digital transformation of health and care to sustain Planetary Health: the MASK proof-of-concept for airway diseases-POLLAR symposium under the auspices of Finland's Presidency of the EU, 2019 and MACVIA-France, Global Alliance against Chronic Respiratory Diseases (GARD, WHO) demonstration project, Reference Site Collaborative Network of the European Innovation Partnership on Active and Healthy Ageing. *Clin Transl Allergy* 2020;10:24.
53. Sousa-Pinto B, Palamarchuk Y, Leemann L, Jankin S, Basagana X, Ballester J, et al. From MASK-air(R) and SILAM to CATALYSE (Climate Action to Advance HealthY Societies in Europe). *J Investig Allergol Clin Immunol* 2024;34:12-9.
54. Brozek JL, Akl EA, Alonso-Coello P, Lang D, Jaeschke R, Williams JW, et al. Grading quality of evidence and strength of recommendations in clinical practice guidelines. Part 1 of 3. An overview of the GRADE approach and grading quality of evidence about interventions. *Allergy* 2009;64:669-77.
55. Brozek JL, Akl EA, Compalati E, Kreis J, Terracciano L, Fiocchi A, et al. Grading quality of evidence and strength of recommendations in clinical practice guidelines part 3 of 3. The GRADE approach to developing recommendations. *Allergy* 2011;66:588-95.

56. Brozek JL, Akl EA, Jaeschke R, Lang DM, Bossuyt P, Glasziou P, et al. Grading quality of evidence and strength of recommendations in clinical practice guidelines: part 2 of 3. The GRADE approach to grading quality of evidence about diagnostic tests and strategies. *Allergy* 2009;64:1109-16.
57. Brignardello-Petersen R, Carrasco-Labra A, Guyatt GH. How to interpret and use a clinical practice guideline or recommendation: users' guides to the medical literature. *JAMA* 2021;326:1516-23.
58. Bousquet J, Lund VJ, Van Cauwenberge P, Bremard-Oury C, Mounedji N, Stevens MT, et al. Implementation of guidelines for seasonal allergic rhinitis: a randomized controlled trial. *Allergy* 2003;58:733-41.
59. Bousquet J, Bodez T, Gehano P, Klossek JM, Liard F, Neukirch F, et al. Implementation of guidelines for allergic rhinitis in specialist practices. A randomized pragmatic controlled trial. *Int Arch Allergy Immunol* 2009;150:75-82.
60. Costa DJ, Amouyal M, Lambert P, Ryan D, Schunemann HJ, Daures JP, et al. How representative are clinical study patients with allergic rhinitis in primary care? *J Allergy Clin Immunol* 2011;127:920-926.e1.
61. Oyinlola JO, Campbell J, Kousoulis AA. Is real world evidence influencing practice? A systematic review of CPRD research in NICE guidances. *BMC Health Serv Res* 2016;16:299.
62. Anto A, Sousa-Pinto B, Czarlewski W, Bosnic-Ancitevich OPS, Klimek L, Matricardi P, et al. Automatic market research of mobile health apps for the self-management of allergic rhinitis. *Clin Exp Allergy* 2022;52:1195-207.
63. Bastl K, Bastl M, Bergmann KC, Berger M, Berger U. Translating the burden of pollen allergy into numbers using electronically generated symptom data from the patient's hayfever diary in Austria and Germany: 10-year observational study. *J Med Internet Res* 2020;22:e16767.
64. Giordani P, Perna S, Bianchi A, Pizzulli A, Tripodi S, Matricardi PM. A study of longitudinal mobile health data through fuzzy clustering methods for functional data: the case of allergic rhinoconjunctivitis in childhood. *PLoS One* 2020;15:e0242197.
65. Lipp T, Acar Sahin A, Aggelidis X, Arasi S, Barbalace A, Bourgoin A, et al. Heterogeneity of pollen food allergy syndrome in seven Southern European countries: the @IT.2020 multicenter study. *Allergy* 2021;76:3041-52.
66. Sousa-Pinto B, Anto A, Berger M, Dramburg S, Pfaar O, Klimek L, et al. Real-world data using mHealth apps in rhinitis, rhinosinusitis and their multimorbidities. *Clin Transl Allergy* 2022;12:e12208.
67. Bousquet J, Devillier P, Anto JM, Bewick M, Haahtela T, Arnavielhe S, et al. Daily allergic multimorbidity in rhinitis using mobile technology: a novel concept of the MASK study. *Allergy* 2018;73:1622-31.
68. Sousa-Pinto B, Sa-Sousa A, Vieira RJ, Amaral R, Klimek L, Czarlewski W, et al. Behavioural patterns in allergic rhinitis medication in Europe: a study using MASK-air(R) real-world data. *Allergy* 2022;77:2699-711.
69. Sousa-Pinto B, Schunemann H, Sá-Sousa A, Vieira R, Amaral R, Anto J, et al. Consistent trajectories of rhinitis control and treatment in 16,177 weeks: the MASK-air® longitudinal study. *Allergy* 2023;78:968-83.
70. Sousa-Pinto B, Schunemann HJ, Sa-Sousa A, Vieira RJ, Amaral R, Anto JM, et al. Comparison of rhinitis treatments using MASK-air(R) data and considering the Minimal Important Difference. *Allergy* 2022;77:3002-14.
71. Sousa-Pinto B, Jacome C, Pereira AM, Regateiro FS, Almeida R, Czarlewski W, et al. Development and validation of an electronic daily control score for asthma (e-DASTHMA): a real-world direct patient data study. *Lancet Digit Health* 2023;5:e227-38.
72. Bedard A, Basagana X, Anto JM, Garcia-Aymerich J, Devillier P, Arnavielhe S, et al. Mobile technology offers novel insights into the control and treatment of allergic rhinitis: the MASK study. *J Allergy Clin Immunol* 2019;144:135-143.e6.
73. Bousquet J, Devillier P, Arnavielhe S, Bedbrook A, Alexis-Alexandre G, van Eerd M, et al. Treatment of allergic rhinitis using mobile technology with real-world data: the MASK observational pilot study. *Allergy* 2018;73:1763-74.
74. Menditto E, Costa E, Midao L, Bosnic-Anticevich S, Novellino E, Bialek S, et al. Adherence to treatment in allergic rhinitis using mobile technology. The MASK Study. *Clin Exp Allergy* 2019;49:442-60.
75. Sousa-Pinto B, Schunemann HJ, Sa-Sousa A, Vieira RJ, Amaral R, Anto JM, et al. Consistent trajectories of rhinitis control and treatment in 16,177 weeks: the MASK-air(R) longitudinal study. *Allergy* 2023;78:968-83.
76. Vandenplas O, Suarthana E, Riffart C, Lemiere C, Le Moual N, Bousquet J. The impact of work-related rhinitis on quality of life and work productivity: a general workforce-based survey. *J Allergy Clin Immunol Pract* 2020;8:1583-1591.e5.
77. Bousquet J, Schroder-Bernhardi D, Bachert C, Canonica GW, Cardona V, Costa EM, et al. Heterogeneity of the pharmacologic treatment of allergic rhinitis in Europe based on MIDAS and OTCims platforms. *Clin Exp Allergy* 2021;51:1033-45.
78. Bousquet J, Bachert C, Canonica GW, Casale TB, Cruz AA, Lockey RJ, et al. Unmet needs in severe chronic upper airway disease (SCUAD). *J Allergy Clin Immunol* 2009;124:428-33.
79. Bousquet J, Chanal I, Alquie MC, Charpin D, Didier A, Germouty J, et al. Prevention of pollen rhinitis symptoms: comparison of fluticasone propionate aqueous nasal spray and disodium cromoglycate aqueous nasal spray. A multicenter, double-blind, double-dummy, parallel-group study. *Allergy* 1993;48:327-33.
80. Bousquet J, Murray R, Price D, Somekh D, Munter L, Phillips J, et al. The allergic allergist behaves like a patient. *Ann Allergy Asthma Immunol* 2018;121:741-2.
81. Miller TA. Health literacy and adherence to medical treatment in chronic and acute illness: a meta-analysis. *Patient Educ Couns* 2016;99:1079-86.
82. Batterham RW, Hawkins M, Collins PA, Buchbinder R, Osborne RH. Health literacy: applying current concepts to improve health services and reduce health inequalities. *Public Health* 2016;132:3-12.
83. Agency for Healthcare Research and Quality (AHRQ). The CAHPS ambulatory care improvement guide. Practical strategies for improving patient experience. Strategy 61: shared decision making; 2017. Accessed July 1, 2017. <https://www.ahrq.gov/cahps/quality-improvement/improvement-guide/6-strategies-for-improving-communication/strategy61-shared-decisionmaking.html>
84. Barry MJ, Edgman-Levitan S. Shared decision making—pinnacle of patient-centered care. *N Engl J Med* 2012;366:780-1.
85. Conard S. Best practices in digital health literacy. *Int J Cardiol* 2019;292:277-9.
86. Licari A, Ferrante G, Marseglia Md GL, Corsello Md G, La Grutta S. What is the impact of innovative electronic health interventions in improving treatment adherence in asthma? The pediatric perspective. *J Allergy Clin Immunol Pract* 2019;7:2574-9.
87. Brozek J, Borowiack E, Sadowska E, Nowak A, Sousa-Pinto B, Vieira RJ, et al. Patients' values and preferences for health states in allergic rhinitis—an artificial intelligence supported systematic review. *Allergy* 2024;79:1812-30.
88. Campbell H, Hotchkiss R, Bradshaw N, Porteous M. Integrated care pathways. *BMJ* 1998;316:133-7.
89. Hujala A, Taskinen H, Rissanen S In, Richardson E, van Ginneken E, editors. How to support integration to promote care for people with multimorbidity in Europe? European Observatory Policy Briefs. Copenhagen, Denmark: European Observatory on Health Systems and Policies; 2017.
90. Palmer K, Marengoni A, Forjaz MJ, Jureviciene E, Laatikainen T, Mammarella F, et al. Multimorbidity care model: recommendations from the consensus meeting of the Joint Action on Chronic Diseases and Promoting Healthy Ageing across the Life Cycle (JA-CHRODIS). *Health Policy* 2018;122:4-11.
91. Chisholm-Burns MA, Kim Lee J, Spivey CA, Slack M, Herrier RN, Hall-Lipsy E, et al. US pharmacists' effect as team members on patient care: systematic review and meta-analyses. *Med Care* 2010;48:923-33.
92. Lee JK, Slack MK, Martin J, Ehrman C, Chisholm-Burns M. Geriatric patient care by U.S. pharmacists in healthcare teams: systematic review and meta-analyses. *J Am Geriatr Soc* 2013;61:1119-27.
93. Skypala IJ, de Jong NW, Angier E, Gardner J, Kull I, Ryan D, et al. Promoting and achieving excellence in the delivery of Integrated Allergy Care: the European Academy of Allergy & Clinical Immunology competencies for allied health professionals working in allergy. *Clin Transl Allergy* 2018;8:31.
94. Bousquet J, Pham-Thi N, Bedbrook A, Agache I, Annesi-Maesano I, Anotegui I, et al. Next-generation care pathways for allergic rhinitis and asthma multimorbidity: a model for multimorbid non-communicable diseases-Meeting Report (Part 2). *J Thorac Dis* 2019;11:4072-84.
95. Bousquet J, Pham-Thi N, Bedbrook A, Agache I, Annesi-Maesano I, Anotegui I, et al. Next-generation care pathways for allergic rhinitis and asthma multimorbidity: a model for multimorbid non-communicable diseases-Meeting Report (Part 1). *J Thorac Dis* 2019;11:3633-42.
96. Bosnic-Anticevich S, Costa E, Menditto E, Lourenco O, Novellino E, Bialek S, et al. ARIA pharmacy 2018 "Allergic rhinitis care pathways for community pharmacy": AIRWAYS ICPs initiative (European Innovation Partnership on Active and Healthy Ageing, DG CONNECT and DG Sante) POLLAR (Impact of Air POLLution on Asthma and Rhinitis) GARD Demonstration project. *Allergy* 2019;74:1219-36.
97. Lourenco O, Bosnic-Anticevich S, Costa E, Fonseca JA, Menditto E, Cvetkovski B, et al. Managing allergic rhinitis in the pharmacy: an ARIA guide for implementation in practice. *Pharmacy (Basel)* 2020;8:85.
98. Lourenco O, Cvetkovski B, Kritikos V, House R, Scheire S, Costa EM, et al. Management of allergic rhinitis symptoms in the pharmacy pocket guide 2022. *Clin Transl Allergy* 2022;12:e12183.

99. Bousquet J, Pfaar O, Togias A, Schunemann HJ, Ansotegui I, Papadopoulos NG, et al. 2019 ARIA care pathways for allergen immunotherapy. *Allergy* 2019;74:2087-102.
100. Bousquet J, Pfaar O, Agache I, Bedbrook A, Akdis CA, Canonica GW, et al. ARIA-EAACI care pathways for allergen immunotherapy in respiratory allergy. *Clin Transl Allergy* 2021;11:e12014.
101. Bedard A, Sofiev M, Arnavielhe S, Anto JM, Garcia-Aymerich J, Thibaudon M, et al. Interactions between air pollution and pollen season for rhinitis using mobile technology: a MASK-POLLAR study. *J Allergy Clin Immunol Pract* 2020;8:1063-1073.e4.
102. Sofiev M, Palamarchuk Y, Bedard A, Basagana X, Anto JM, Kouznetsov R, et al. A demonstration project of Global Alliance against Chronic Respiratory Diseases: prediction of interactions between air pollution and allergen exposure—the Mobile Airways Sentinel Network—Impact of air POLLution on Asthma and Rhinitis approach. *Chin Med J (Engl)* 2020;133:1561-7.
103. Satyaraj E, Wedner HJ, Bousquet J. Keep the cat, change the care pathway: a transformational approach to managing Fel d 1, the major cat allergen. *Allergy* 2019;74(Suppl 107):5-17.
104. Burte E, Leynaert B, Bono R, Brunekreef B, Bousquet J, Carsin AE, et al. Association between air pollution and rhinitis incidence in two European cohorts. *Environ Int* 2018;115:257-66.
105. Burte E, Leynaert B, Marcon A, Bousquet J, Benmerad M, Bono R, et al. Long-term air pollution exposure is associated with increased severity of rhinitis in 2 European cohorts. *J Allergy Clin Immunol* 2020;145:834-842.e6.
106. Maio S, Fasola S, Marcon A, Angino A, Baldacci S, Bilo MB, et al. Relationship of long-term air pollution exposure with asthma and rhinitis in Italy: an innovative multipollutant approach. *Environ Res* 2023;224:115455.
107. Nadeau KC, Agache I, Jutel M, Annesi Maesano I, Akdis M, Sampath V, et al. Climate change: a call to action for the United Nations. *Allergy* 2022;77:1087-90.
108. Haahtela T, von Hertzen L, Anto JM, Bai C, Baigenzhin A, Bateman ED, et al. Helsinki by nature: the Nature Step to Respiratory Health. *Clin Transl Allergy* 2019;9:57.
109. Halonen JI, Erhola M, Furman E, Haahtela T, Jousilahti P, Barouki R, et al. A call for urgent action to safeguard our planet and our health in line with the Helsinki Declaration. *Environ Res* 2021;193:110600.
110. Neumann I, Anto JM, Bousquet J, Schunemann HJ. The impact of climate change on health needs structured evidence assessment and an evidence to action framework to make decisions: a proposal to adopt the GRADE approach. *J Clin Epidemiol* 2023;157:146-53.
111. Halonen JI, Erhola M, Furman E, Haahtela T, Jousilahti P, Barouki R, et al. The Helsinki Declaration 2020: Europe that protects. *Lancet Planet Health* 2020;4:e503-5.
112. Whitmee S, Haines A, Beyrer C, Boltz F, Capon AG, de Souza Dias BF, et al. Safeguarding human health in the Anthropocene epoch: report of the Rockefeller Foundation-Lancet Commission on planetary health. *Lancet* 2015;386:1973-2028.
113. Anto J. Human health and the health of Planet Earth go together. *J Intern Med* 2024;295:695-706.
114. UNEP (United Nations Environment Programme). WCMC (World Conservation Monitoring Centre). A glossary of definitions, Nature loss definition | Biodiversity A-Z. Accessed December 7, 2022. <https://www.unep.org/facts-about-nature-crisis>
115. Anto JM, Bousquet J, Akdis M, Auffray C, Keil T, Momas I, et al. Mechanisms of the Development of Allergy (MeDALL): introducing novel concepts in allergy phenotypes. *J Allergy Clin Immunol* 2017;139:388-99.
116. Bousquet J, Anto J, Auffray C, Akdis M, Cambon-Thomsen A, Keil T, et al. MeDALL (Mechanisms of the Development of ALLergy): an integrated approach from phenotypes to systems medicine. *Allergy* 2011;66:596-604.
117. Bousquet J, Melen E, Haahtela T, Koppelman GH, Togias A, Valenta R, et al. Rhinitis associated with asthma is distinct from rhinitis alone: the ARIA-MeDALL hypothesis. *Allergy* 2023;78:1169-203.
118. Leynaert B, Neukirch C, Kony S, Guenegou A, Bousquet J, Aubier M, et al. Association between asthma and rhinitis according to atopic sensitization in a population-based study. *J Allergy Clin Immunol* 2004;113:86-93.
119. Cruz AA, Popov T, Pawankar R, Annesi-Maesano I, Fokkens W, Kemp J, et al. Common characteristics of upper and lower airways in rhinitis and asthma: ARIA update, in collaboration with GA(2)LEN. *Allergy* 2007;62(Suppl 84):1-41.
120. Bousquet J, Anto JM, Wickman M, Keil T, Valenta R, Haahtela T, et al. Are allergic multimorbidities and IgE polysensitization associated with the persistence or re-occurrence of foetal type 2 signalling? The MeDALL hypothesis. *Allergy* 2015;70:1062-78.
121. Bousquet J, Anto JM, Just J, Keil T, Siroux V, Wickman M. The multimorbid polysensitized phenotype is associated with the severity of allergic diseases. *J Allergy Clin Immunol* 2017;139:1407-8.
122. Pinart M, Benet M, Annesi-Maesano I, von Berg A, Berdel D, Carlsen KC, et al. Comorbidity of eczema, rhinitis, and asthma in IgE-sensitized and non-IgE-sensitized children in MeDALL: a population-based cohort study. *Lancet Respir Med* 2014;2:131-40.
123. Fasola S, Ferrante G, Cilluffo G, Malizia V, Alfano P, Montalbano L, et al. Asthma comorbidities: frequency, risk factors, and associated burden in children and adolescents. *Children (Basel)* 2022;9:1001.
124. Bousquet J, Sousa-Pinto B, Anto J, Amaral R, Brussino L, Canonica GW, et al. Identification by cluster analysis of patients with asthma and nasal symptoms using the MASK-air® mHealth app. *Pulmonology* 2023;29:292-305.
125. Cibella F, Ferrante G, Cuttitta G, Bucchieri S, Melis MR, La Grutta S, et al. The burden of rhinitis and rhinoconjunctivitis in adolescents. *Allergy Asthma Immunol Res* 2015;7:44-50.
126. Malizia V, Ferrante G, Cilluffo G, Gagliardo R, Landi M, Montalbano L, et al. Endotyping seasonal allergic rhinitis in children: a cluster analysis. *Front Med (Lausanne)* 2021;8:806911.
127. Siroux V, Ballardini N, Soler M, Lupinek C, Boudier A, Pin I, et al. The asthma-rhinitis multimorbidity is associated with IgE polysensitization in adolescents and adults. *Allergy* 2018;73:1447-58.
128. Siroux V, Boudier A, Nadif R, Lupinek C, Valenta R, Bousquet J. Association between asthma, rhinitis, and conjunctivitis multimorbidities with molecular IgE sensitization in adults. *Allergy* 2019;74:824-7.
129. Toppila-Salmi S, Lemmetyinen R, Chanoine S, Karjalainen J, Pekkanen J, Bousquet J, et al. Risk factors for severe adult-onset asthma: a multi-factor approach. *BMC Pulm Med* 2021;21:214.
130. Amaral R, Bousquet J, Pereira AM, Araujo LM, Sa-Sousa A, Jacinto T, et al. Disentangling the heterogeneity of allergic respiratory diseases by latent class analysis reveals novel phenotypes. *Allergy* 2019;74:698-708.
131. Raciborski F, Bousquet J, Bousquet J, Namyslowski A, Krzych-Falta E, Tomaszewska A, et al. Dissociating polysensitization and multimorbidity in children and adults from a Polish general population cohort. *Clin Transl Allergy* 2019;9:4.
132. Burte E, Bousquet J, Siroux V, Just J, Jacquemin B, Nadif R. The sensitization pattern differs according to rhinitis and asthma multimorbidity in adults: the EGEA study. *Clin Exp Allergy* 2017;47:520-9.
133. Savoure M, Bousquet J, Leynaert B, Renuy A, Siroux V, Goldberg M, et al. Rhinitis phenotypes and multimorbidities in the general population: the CONSTANCES cohort. *Eur Respir J* 2022;61:2200943.
134. Lemonnier N, Melen E, Jiang Y, Joly S, Menard C, Aguilar D, et al. A novel whole blood gene expression signature for asthma, dermatitis, and rhinitis multimorbidity in children and adolescents. *Allergy* 2020;75:3248-60.
135. Bousquet J, Shamji MH, Anto JM, Schunemann HJ, Canonica GW, Jutel M, et al. Patient-centred digital biomarkers for allergic respiratory diseases and asthma: the ARIA-EAACI approach. *Allergy* 2023;78:1758-76.
136. Sousa-Pinto B, Azevedo LF, Jutel M, Agache I, Canonica GW, Czarlewski W, et al. Development and validation of combined symptom-medication scores for allergic rhinitis. *Allergy* 2022;77:2147-62.
137. American Diabetes Association. 6. Glycemic Targets: Standards of Medical Care in Diabetes-2019. *Diabetes Care* 2019;42(Suppl 1):S61-70.
138. National Institute for Health and Care Excellence. Type 2 diabetes in adults: management. Accessed June 30, 2022. <https://www.nice.org.uk/guidance/ng28>
139. van der Leeuw S, van der Molen T, Dekhuijzen PN, Fonseca JA, van Gemert FA, Gerth van Wijk R, et al. The minimal clinically important difference of the Control of Allergic Rhinitis and Asthma Test (CARAT): cross-cultural validation and relation with pollen counts. *NPJ Prim Care Respir Med* 2015;25:14107.
140. Linhares DV, da Fonseca JA, Borrego LM, Matos A, Pereira AM, Sa-Sousa A, et al. Validation of control of allergic rhinitis and asthma test for children (CARATKids)—a prospective multicenter study. *Pediatr Allergy Immunol* 2014;25:173-9.
141. Fonseca JA, Nogueira-Silva L, Morais-Almeida M, Azevedo L, Sa-Sousa A, Branco-Ferreira M, et al. Validation of a questionnaire (CARAT10) to assess rhinitis and asthma in patients with asthma. *Allergy* 2010;65:1042-8.
142. Wang Y, Chen H, Zhu R, Liu G, Huang N, Li W, et al. Allergic Rhinitis Control Test questionnaire-driven stepwise strategy to improve allergic rhinitis control: a prospective study. *Allergy* 2016;71:1612-9.
143. Nathan RA, Dalal AA, Stanford RH, Meltzer EO, Schatz M, Derebery J, et al. Qualitative Development of the Rhinitis Control Assessment Test (RCAT), an instrument for evaluating rhinitis symptom control. *Patient* 2010;3:91-9.

144. Juniper EF, O'Byrne PM, Guyatt GH, Ferrie PJ, King DR. Development and validation of a questionnaire to measure asthma control. *Eur Respir J* 1999;14:902-7.
145. Schatz M, Sorkness CA, Li JT, Marcus P, Murray JJ, Nathan RA, et al. Asthma Control Test: reliability, validity, and responsiveness in patients not previously followed by asthma specialists. *J Allergy Clin Immunol* 2006;117:549-56.
146. Sousa-Pinto B, Vieira RJ, Marquez-Cruz M, Bognani A, Gil-Mata S, Jankin S, et al. Artificial intelligence-supported development of health guideline questions. *Ann Intern Med* 2024. In press.
147. Neisinger S, Sousa Pinto B, Ramanauskaitė A, Bousquet J, Weller K, Metz M, et al. CRUSE((R))—an innovative mobile application for patient monitoring and management in chronic spontaneous urticaria. *Clin Transl Allergy* 2024; 14:e12328.
148. Samolinski B, Fronczak A, Kuna P, Akdis CA, Anto JM, Bialoszewski AZ, et al. Prevention and control of childhood asthma and allergy in the EU from the public health point of view: Polish Presidency of the European Union. *Allergy* 2012;67:726-31.
149. Valiulis A, Bousquet J, Veryga A, Suprun U, Sergeenko D, Cebotari S, et al. Vilnius Declaration on chronic respiratory diseases: multisectoral care pathways embedding guided self-management, mHealth and air pollution in chronic respiratory diseases. *Clin Transl Allergy* 2019;9:7.
150. Bousquet J, Samolinski B, Kaidashev I, Maurer M, Roche N, Sousa-Pinto B, et al. UCRAID (Ukrainian Citizen and refugee electronic support in Respiratory diseases, Allergy, Immunology and Dermatology) action plan. *Allergy* 2023;78:2581-95.
151. Bousquet J, Sousa-Pinto B, Anto JM, Bedbrook A, Fonseca JA, Zuberbier T, et al. MASK-air: an OECD (Organisation for Economic Co-operation and Development) best practice for public health on integrated care for chronic diseases. *J Allergy Clin Immunol Pract* 2024;12:2010-6.e7.
152. OECD. Integrating care to prevent and manage chronic diseases: best practices in public health. Paris: OECD; 2023.
153. Bousquet J, VanCauwenberge P, Khaltaev N. Allergic Rhinitis and Its Impact on Asthma (ARIA)—Executive summary. *Allergy* 2002;57:841-55.
154. International Telecommunication Union (ITU). More than three quarters of the world's population owns a mobile phone. Accessed April 28, 2015. <https://www.itu.int/itu-d/reports/statistics/2023/10/10/ff23-mobile-phone-ownership/>
155. World Health Organization. Be he@lthy be mobile: a handbook on how to implement mBreatheFreely, mHealth for COPD and asthma. Accessed January 28, 2017. <https://apps.who.int/iris/handle/10665/274575>

## ONLINE REPOSITORY

**TABLE E1.** ARIA strategic overview

Acronym and reference	Name	Dates
WHO-associated projects		
ARIA <sup>E1-E5</sup>	Allergic Rhinitis and its Impact on Asthma	1999-
WHO Collaborating Center for Asthma and Rhinitis (Montpellier)		
GARD <sup>E6</sup>	Global Alliance against chronic Respiratory Diseases, demonstration project	2003-23
WHO-ITU <sup>E7</sup>	<i>Be He@lthy, Be Mobile</i> handbook on asthma and COPD	2017
EU grants and projects		
GA <sup>2</sup> LEN <sup>E8</sup>	Global Allergy and Asthma European Network (FP6)	2004-
MeDALL <sup>E9,E10</sup>	Mechanisms of the Development of Allergy (FP7)	2009-14
EIP on AHA <sup>E11</sup>	European Innovation Partnership on Active and Healthy Ageing (DG Santé and CONNECT)	2012-20
Joint Research Center (JRC) Scientific and Policy Reports on Strategic Intelligence Monitor on Personal Health Systems Phase 3 (SIMP3S) <sup>E12</sup>		
MACVIA <sup>E13</sup>	European Regional Development Fund (ERDF-Région Languedoc-Roussillon)	2016-17
Twinning <sup>E14</sup>	Transfer of Innovation (DG Santé and CONNECT)	2017-19
DHE Twinning <sup>E15</sup>	Transfer of innovation in severe asthma (H2020)	2019-20
POLLAR <sup>E16,E17</sup>	Impact of air Pollution on Asthma and Rhinitis (EIT Health)	2018-19
CATALYSE <sup>E18</sup>	Climate change (Horizon Europe)	2022-
MASK@PACA	European Regional Development Fund (ERDF-Région PACA)	2021-22
Good Practice DG Santé on digital health (DG Santé) <sup>E19</sup>		
Best Practice OECD-DG Santé <sup>E20</sup>		
ARIA-EAACI Task Forces and projects		
Combined symptom-medication scores for allergic rhinitis (CSMS) <sup>E21</sup>		2021
Digital biomarkers in rhinitis and asthma including electronic daily symptom-control score in asthma (e-DASTHMA) <sup>E22,E23</sup>		2022
Digitally-enabled, person-centred care (PCC) in allergen immunotherapy: An ARIA-EAACI Position Paper <sup>E24</sup>		2023
UCRAID (Ukrainian Citizen and refugee electronic support in Respiratory diseases, Allergy, Immunology and Dermatology) <sup>E25</sup>		2023
INTERAID (INternational Travel Electronic support in Respiratory, Allergy, Immunology and Dermatology)		2024

Updated from Bousquet et al.<sup>E26</sup>

*COPD*, Chronic obstructive pulmonary disease; *DG*, Directorate General; *EAAACI*, European Academy of Allergy and Clinical Immunology; *EIT*, European Institute of Innovation and Technology; *OECD-DG*, Organization for Economic Co-operation and Development—Directorate General; *PACA*, Provence-Côte d'Azur; *WHO-ITU*, World Health Organization—International Telecommunication Union.

## REFERENCES

- E1. Bousquet J, VanCauwenberge P, Khaltaev N. Allergic rhinitis and its impact on asthma. *J Allergy Clin Immunol* 2002;108:S147-334.
- E2. Bousquet J, Khaltaev N, Cruz AA, Denburg J, Fokkens WJ, Togias A, et al. Allergic Rhinitis and its Impact on Asthma (ARIA) 2008 update (in collaboration with the World Health Organization, GA(2)LEN and AllerGen). *Allergy* 2008;63(Suppl 86):8-160.
- E3. Brozek JL, Bousquet J, Baena-Cagnani CE, Bonini S, Canonica GW, Casale TB, et al. Allergic Rhinitis and its Impact on Asthma (ARIA) guidelines: 2010 revision. *J Allergy Clin Immunol* 2010;126:466-76.
- E4. Brozek JL, Bousquet J, Agache I, Agarwal A, Bachert C, Bosnic-Anticevich S, et al. Allergic Rhinitis and its Impact on Asthma (ARIA) guidelines-2016 revision. *J Allergy Clin Immunol* 2017;140:950-8.
- E5. Bousquet J, Schunemann HJ, Togias A, Bachert C, Erhola M, Hellings PW, et al. Next-generation Allergic Rhinitis and Its Impact on Asthma (ARIA) guidelines for allergic rhinitis based on Grading of Recommendations Assessment, Development and Evaluation (GRADE) and real-world evidence. *J Allergy Clin Immunol* 2020;145:70-80.e3.
- E6. Bousquet J, Dahl R, Khaltaev N. Global alliance against chronic respiratory diseases. *Allergy* 2007;62:216-23.
- E7. World Health Organization and International Telecommunication Union. Mobile health for asthma and chronic obstructive respiratory disease (mBreatheFreely). Accessed January 2, 2018. <https://www.who.int/publications/i/item/9789241514002>
- E8. Bousquet J, Burney PG, Zuberbier T, Cauwenberge PV, Akdis CA, Bind-slev-Jensen C, et al. GA2LEN (Global Allergy and Asthma European Network) addresses the allergy and asthma 'epidemic'. *Allergy* 2009;64:969-77.
- E9. Bousquet J, Anto J, Auffray C, Akdis M, Cambon-Thomsen A, Keil T, et al. MeDALL (Mechanisms of the Development of ALLergy): an integrated approach from phenotypes to systems medicine. *Allergy* 2011;66:596-604.
- E10. Anto JM, Bousquet J, Akdis M, Auffray C, Keil T, Momas I, et al. Mechanisms of the Development of Allergy (MeDALL): Introducing novel concepts in allergy phenotypes. *J Allergy Clin Immunol* 2017;139:388-99.
- E11. Bousquet J, Illario M, Farrell J, Batey N, Carriazo AM, Malva J, et al. The Reference Site Collaborative Network of the European Innovation Partnership on Active and Healthy Ageing. *Transl Med UniSa* 2019;19:66-81.
- E12. Bousquet J, Mercier J, Avignon A, Camuzat T, Abadie F. Strategic Intelligence Monitor on Personal Health Systems Phase 3 (SIMP3) MACVIA-LR (France) Case Study Report. Accessed July 15, 2024. <https://publications.jrc.ec.europa.eu/repository/handle/JRC94487>
- E13. Bousquet J, Arnavielhe S, Bedbrook A, Fonseca J, Morais Almeida M, Todo Bom A, et al. The Allergic Rhinitis and its Impact on Asthma (ARIA) score of allergic rhinitis using mobile technology correlates with quality of life: the MASK study. *Allergy* 2018;73:505-10.
- E14. Bousquet J, Agache I, Aliberti MR, Angles R, Annesi-Maesano I, Anto JM, et al. Transfer of innovation on allergic rhinitis and asthma multimorbidity in the elderly (MACVIA-ARIA)—Reference Site Twinning (EIP on AHA). *Allergy* 2017;73:77-92.
- E15. Bousquet J, Bedbrook A, Czarlewski W, De Carlo G, Fonseca JA, Gonzalez Ballester MA, et al. Digital Health Europe (DHE) Twinning on severe asthma-kick-off meeting report. *J Thorac Dis* 2021;13:3215-25.
- E16. Bousquet J, Anto JM, Annesi-Maesano I, Dedeu T, Dupas E, Pepin JL, et al. POLLAR: impact of air POLLution on Asthma and Rhinitis; a European Institute of Innovation and Technology Health (EIT Health) project. *Clin Transl Allergy* 2018;8:36.
- E17. Sofiev M, Palamarchuk Y, Bedard A, Basagana X, Anto JM, Kouznetsov R, et al. A demonstration project of Global Alliance against Chronic Respiratory Diseases: prediction of interactions between air pollution and allergen exposure—the Mobile Airways Sentinel Network—Impact of air POLLution on Asthma and Rhinitis approach. *Chin Med J (Engl)* 2020;133:1561-7.
- E18. Sousa-Pinto B, Palamarchuk Y, Leeman L, Jankin S, Basagana X, Ballester J, et al. From MASK-air® and SILAM to CATALYSE (Climate Action To Advance HeaLthY Societies in Europe). *J Invest Allergol Clin Immunol* 2024;34:12-9.
- E19. Bousquet J, Bedbrook A, Czarlewski W, Onorato GL, Arnavielhe S, Laune D, et al. Guidance to 2018 good practice: ARIA digitally-enabled, integrated, person-centred care for rhinitis and asthma. *Clin Transl Allergy* 2019;9:16.
- E20. OECD. Integrating care to prevent and manage chronic diseases: best practices in public health. Paris: OCDE; 2023.
- E21. Sousa-Pinto B, Azevedo LF, Jutel M, Agache I, Canonica GW, Czarlewski W, et al. Development and validation of combined symptom-medication scores for allergic rhinitis. *Allergy* 2022;77:2147-62.
- E22. Sousa-Pinto B, Jacome C, Perreira A, Regateiro F, Almeida R, Czarlewski W, et al. Development and validation of an electronic daily control score for asthma (e-DASTHMA). *Lancet Digital Health* 2023;5:e227-38.
- E23. Bousquet J, Shamji MH, Anto JM, Schunemann HJ, Canonica GW, Jutel M, et al. Patient-centred digital biomarkers for allergic respiratory diseases and asthma: the ARIA-EAACI approach. *Allergy* 2023;78:1758-76.
- E24. Pfaar O, Sousa-Pinto B, Papadopoulos NG, Larenas-Linnemann DE, Ordak M, Torres MJ, et al. Digitally-enabled, person-centred care (PCC) in allergen immunotherapy: an ARIA-EAACI position paper. *Allergy* 2024;79:2037-50.
- E25. Bousquet J, Samolinski B, Kaidashev I, Maurer M, Roche N, Sousa-Pinto B, et al. UCRAID (Ukrainian Citizen and refugee electronic support in Respiratory diseases, Allergy, Immunology and Dermatology) action plan. *Allergy* 2023;78:2581-95.
- E26. Bousquet J, Anto JM, Sousa-Pinto B, Czarlewski W, Bedbrook A, Haahela T, et al. Digitally-enabled, patient-centred care in rhinitis and asthma multimorbidity: the ARIA-MASK-air® approach. *Clin Transl Allergy* 2023;13:e12215.