Sapata 13 Excêntrica a 25 cm
Pilar 43
Dimensões: 105x105x50 Ang.: 0°
A: I10ø10//10(15P+95+15P) (9;97)
B: I10ø10//10(40P+95+40P) (9;97)

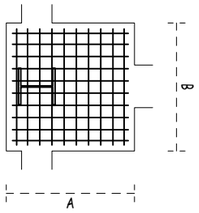

Sapata 14 Centrada
Pilar 45
Dimensões: 160x160x50 Ang.: 0°
A: I16ø10//10(10P+150+10P) (9;152)
B: I16ø10//10(10P+150+10P) (9;152)

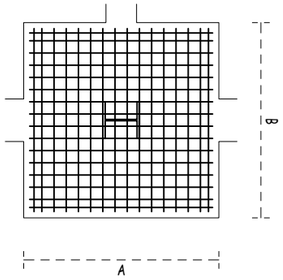

Sapata 15 Excêntrica a 25 cm
Pilar 47
Dimensões: 95x95x50 Ang.: 0°
A: I7ø10//15(15P+85+15P) (9;87)
B: I7ø10//15(41P+85+41P) (9;87)

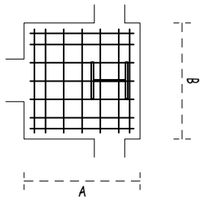

Sapata 16 Centrada
Pilar 48
Dimensões: 80x80x50 Ang.: 0°
A: I6ø10//15(15P+70+15P) (9;72)
B: I6ø10//15(15P+70+15P) (9;72)

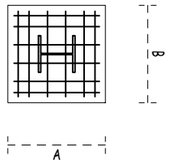

Sapata 17 Excêntrica a 25 cm
Pilar 50
Dimensões: 80x80x50 Ang.: 0°
A: I6ø10//15(15P+70+15P) (9;72)
B: I6ø10//15(15P+70+15P) (9;72)

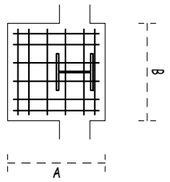

Sapata 18 Canto a 25;25 cm
Pilar 52
Dimensões: 85x85x50 Ang.: 0°
A: I8ø10//10(15P+75+15P) (9;77)
B: I8ø10//10(15P+75+15P) (9;77)

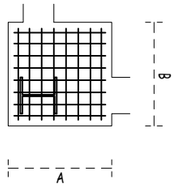

Sapata 19 Excêntrica a 25 cm
Pilar 54
Dimensões: 160x160x50 Ang.: 0°
A: I14ø20//10(38P+150+38P) (15;145)
B: I14ø20//10(35P+150+35P) (15;145)

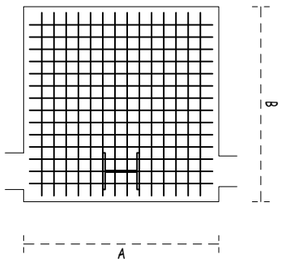

Sapata 20 Excêntrica a 25 cm
Pilar 56
Dimensões: 135x135x50 Ang.: 0°
A: I12ø16//10(39P+125+39P) (13;122)
B: I12ø16//10(25P+125+25P) (13;122)

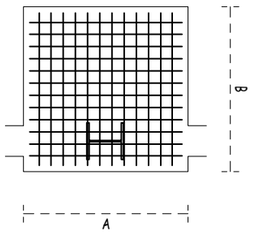

Sapata 21 Canto a 25;25 cm
Pilar 57
Dimensões: 105x105x50 Ang.: 0°
A: I10ø10//10(15P+95+15P) (9;97)
B: I10ø10//10(15P+95+15P) (9;97)

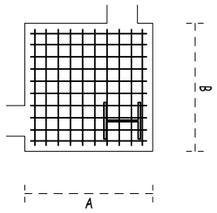

UBI
Covilhã
Portugal

Autor:	João António Dias Lança
Orientador:	Prof. Doutor Jorge Miguel de Almeida Andrade
Local:	Herdade da Batalha - Alcácer do Sal
Projecto:	Projeto de estabilidade
Desenho:	Quadro de sapatas

07
Est.

Esc: 1:50

Elaboração do projeto de estabilidade para um museu/restaurante temático em Alcácer do Sal

Covilhã, Dezembro 2019