Sapata 1 Canto a 25;25 cm
Pilar 3
Dimensões: 180x180x50 Ang.: 0°
A: I18ø10//10(15P+170+15P) (9;172)
B: I18ø10//10(15P+170+15P) (9;172)

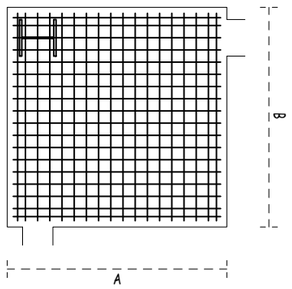

Sapata 2 Excêntrica a 25 cm
Pilar 7
Dimensões: 120x120x50 Ang.: 0°
A: I12ø10//10(25P+110+25P) (9;112)
B: I12ø10//10(15P+110+15P) (9;112)

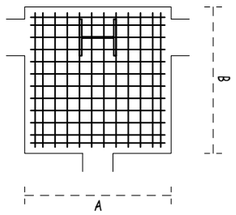

Sapata 3 Canto a 25;25 cm
Pilar 9
Dimensões: 180x180x50 Ang.: 0°
A: I18ø10//10(15P+170+15P) (9;172)
B: I18ø10//10(15P+170+15P) (9;172)

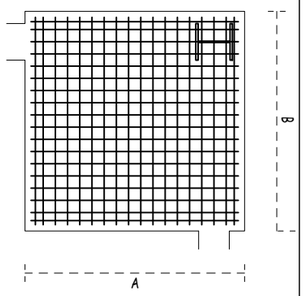

Sapata 4 Excêntrica a 25 cm
Pilar 14
Dimensões: 120x120x50 Ang.: 0°
A: I12ø10//10(15P+110+15P) (9;112)
B: I12ø10//10(25P+110+25P) (9;112)

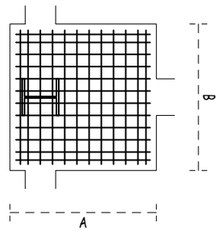

Sapata 5 Centrada
Pilar 17
Dimensões: 155x155x50 Ang.: 0°
A: I15ø10//10(10P+145+10P) (9;147)
B: I15ø10//10(10P+145+10P) (9;147)

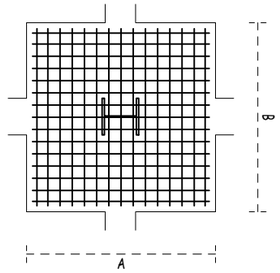

Sapata 6 Excêntrica a 25 cm
Pilar 20
Dimensões: 120x120x50 Ang.: 0°
A: I12ø10//10(15P+110+15P) (9;112)
B: I12ø10//10(25P+110+25P) (9;112)

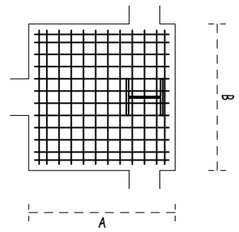

Sapata 7 Excêntrica a 25 cm
Pilar 23
Dimensões: 110x110x50 Ang.: 0°
A: I8ø10//15(15P+100+15P) (9;102)
B: I8ø10//15(35P+100+35P) (9;102)

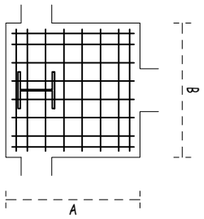

Sapata 8 Centrada
Pilar 27
Dimensões: 160x160x50 Ang.: 0°
A: I16ø10//10(10P+150+10P) (9;152)
B: I16ø10//10(10P+150+10P) (9;152)

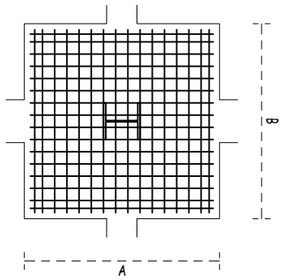

Sapata 9 Excêntrica a 25 cm
Pilar 29
Dimensões: 110x110x50 Ang.: 0°
A: I8ø10//15(15P+100+15P) (9;102)
B: I8ø10//15(35P+100+35P) (9;102)

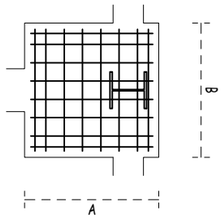

Sapata 10 Excêntrica a 25 cm
Pilar 34
Dimensões: 115x115x50 Ang.: 0°
A: I11ø10//10(15P+105+15P) (9;107)
B: I11ø10//10(30P+105+30P) (9;107)

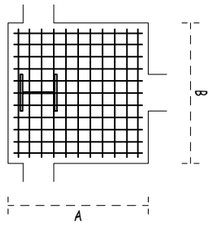

Sapata 11 Centrada
Pilar 37
Dimensões: 160x160x50 Ang.: 0°
A: I16ø10//10(10P+150+10P) (9;152)
B: I16ø10//10(10P+150+10P) (9;152)

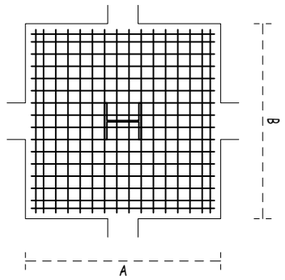

Sapata 12 Excêntrica a 25 cm
Pilar 40
Dimensões: 115x115x50 Ang.: 0°
A: I11ø10//10(15P+105+15P) (9;107)
B: I11ø10//10(30P+105+30P) (9;107)

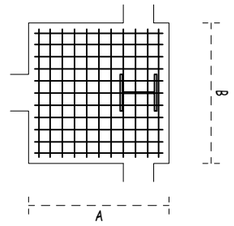

UBI
Covilhã
Portugal

Autor:	João António Dias Lança
Orientador:	Prof. Doutor Jorge Miguel de Almeida Andrade
Local:	Herdade da Batalha - Alcácer do Sal
Projecto:	Projeto de estabilidade
Desenho:	Quadro de sapatas

06
Est.

Esc: 1:50

Elaboração do projeto de estabilidade para um museu/restaurante temático em Alcácer do Sal

Covilhã, Dezembro 2019